



Your Dreams Our Goal
POORNIMA
UNIVERSITY

Member of Association of Indian Universities & Approved by UGC (Govt. of India) under 2(f) & 12(B)

FACULTY OF DESIGN AND ARTS

DEPARTMENT OF DESIGN



SCHEME & SYLLABUS BOOKLET

BATCH 2023-27

**SCHEME & SYLLABUS
FASHION & TEXTILE DESIGN
BATCH: 2023-27**

INDEX

S. No	Contents	Page No.
1	Vision, Mission And Quality Policy Of University	
2	Knowledge Wheel	
3	Preamble	
4	About Program and Program Outcomes (POs)	
5	Examination System	
6	Assessment & Grade Point Average: SGPA, CGPA	
7	Guidelines for MOOC Courses	
8	Teaching Scheme of all Semesters	
9	Teaching Syllabus of all Semesters	

Disclaimer: The scheme, syllabus and other materials published in this booklet may be changed or modified as per the requirement after approval of competent authority. The decision taken by the management of Poornima University will be final and binding to all.

Student Details

Name of Student:		
Name of Program:		
Semester:	Year:	Batch:
Faculty of:		



Your Dreams Our Goal
POORNIMA
UNIVERSITY

Member of Association of Indian Universities & Approved by UGC (Govt. of India) under 2(f) & 12(B)

VISION

To create knowledge based society with scientific temper, team spirit and dignity of labor to face global competitive challenges.

Mission

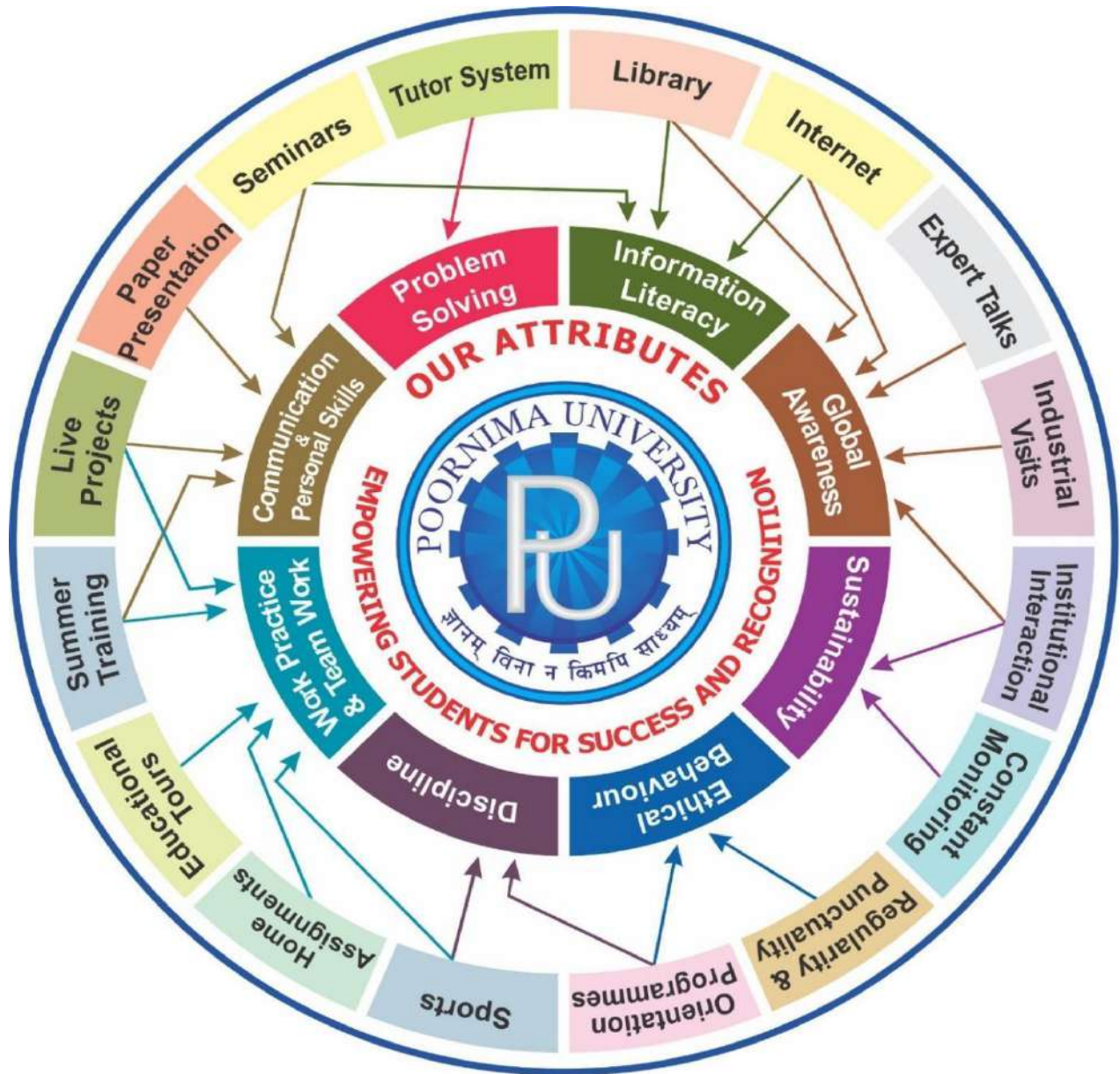
To evolve and develop skill based systems for effective delivery of knowledge so as to equip young professionals with dedication and commitment to excellence in all spheres of life.

Quality Policy

To provide Quality Education through Faculty development, updating of facilities and continual improvement meeting University norms and keeping stakeholders satisfied.

Knowledge Wheel

At Poornima, the academic atmosphere is a rare blend of modern technical as well as soft skills and traditional systems of learning processes.



About Program and Program Outcomes (PO):

Title of the Programme: Bachelor of Design

Nature of the Programme: B. Des. is a four year full-time programme.

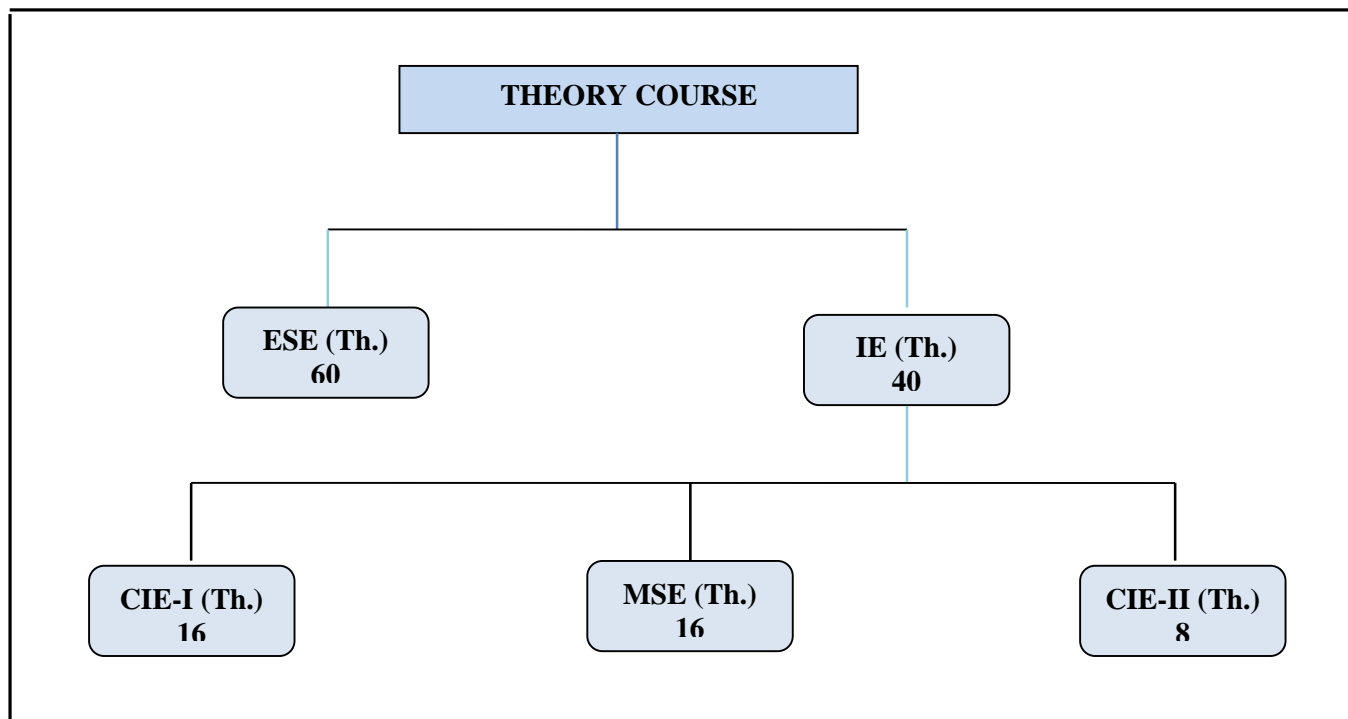
Program Outcomes (PO) :

B.Des. Graduates will be able to:

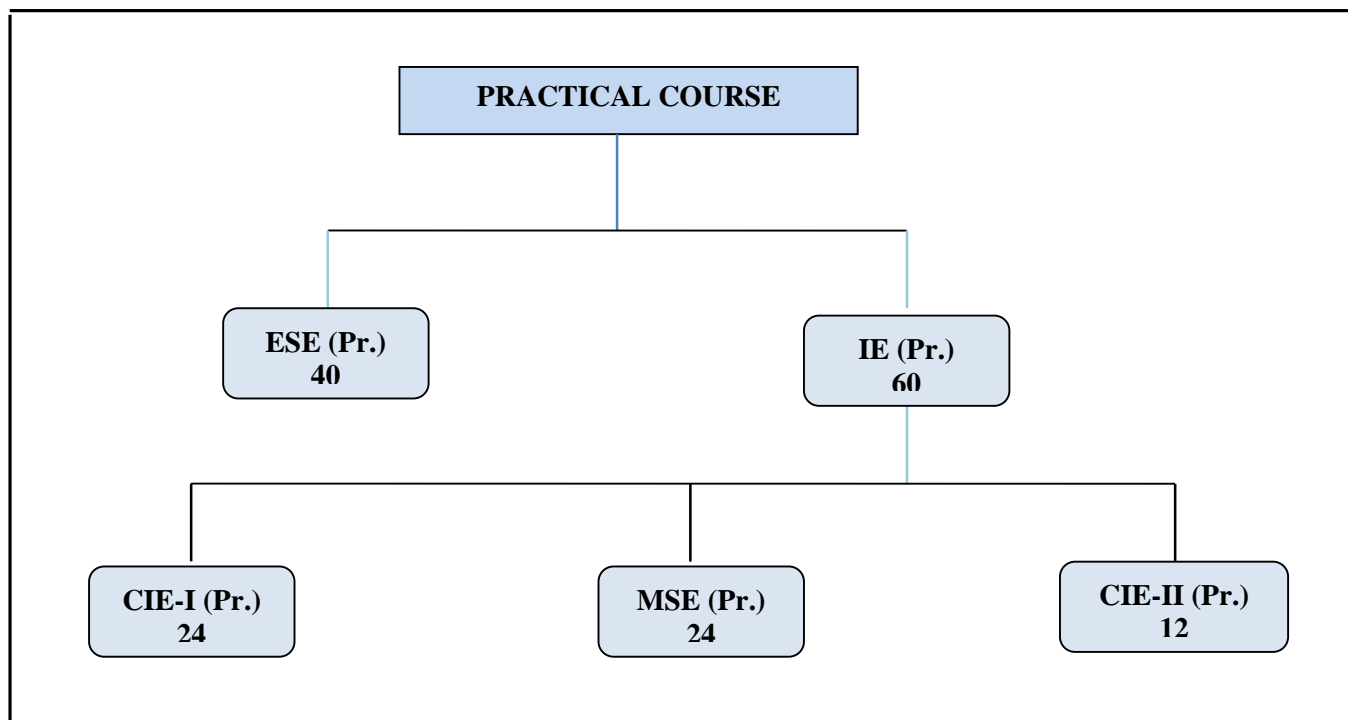
1. **Problem analysis:** Identify, formulate, research literature, and analyze complex design problems reaching substantiated conclusions using elements and principles of design.
2. **Communication:** Communicate effectively on complex design activities with the design community and with society at large, such as, being able to comprehend and write effective reports and design documentation, make effective presentations, and give and receive clear instructions.
3. **Design knowledge:** Apply the knowledge of design fundamentals, and a specialization to the solution of complex design problems.
4. **Design/development of solutions:** Design solutions for complex problems and design system components or processes that meet the specified needs with appropriate consideration for the public health and safety, and the cultural, societal, and environmental considerations.
5. **Modern tool usage:** Create, select, and apply appropriate techniques, resources, and modern engineering and IT tools including prediction and modeling to complex engineering activities with an understanding of the limitations.
6. **Project management and finance:** Demonstrate knowledge and understanding of the design and management principles and apply these to one's own work, as a member and leader in a team, to manage projects and in multidisciplinary environments.
7. **Conduct investigations of complex problems:** Use research-based knowledge and research methods including design of experiments, analysis and interpretation of data, and synthesis of the information to provide valid conclusions.
8. **The Designer and society:** Apply reasoning informed by the contextual knowledge to assess societal, health, safety, legal and cultural issues, and the consequent responsibilities relevant to the professional design practice.
9. **Individual and teamwork:** Function effectively as an individual, and as a member or leader in diverse teams, and in multidisciplinary settings.
10. **Ethics:** Apply ethical principles and commit to professional ethics and responsibilities and norms of the designing practice.
11. **Environment and sustainability:** Understand the impact of the professional designing solutions in societal and environmental contexts, and demonstrate the knowledge of, and need for sustainable development.
12. **Life-long learning:** Recognize the need for and have the preparation and ability to engage in independent and life- long learning in the broadest context of technological change.

Examination System :

A. Marks Distribution of Theory Course:



B. Marks Distribution of Practical Course :



Th.: Theory, **Pr.:** Practical, **ESE:** End Semester Examination, **MSE:** Mid Semester Examination, **CIE:** Continuous Internal Evaluation.

CO Wise Marks Distribution:

<u>Exam Entity</u>	Theory Subject		Practical/ Studio Subject	
	Maximum Marks	CO to be Covered	CO to be Covered	Maximum Marks
CIE-I	16 (8 + 8)	1 & 2	1 & 2	24 (12 + 12)
MSE	16 (8 + 8)	3 & 4	3 & 4	24 (12 + 12)
CIE-II (Activity/ Assignment)	8 (8)	5	5	12 (12)
ESE	60	-	-	40
TOTAL	100	-	-	100

Minimum Passing Percentage in All Exams:

S No.	Program Name	Minimum Passing Percentage in		
		IE Component	ESE Component	Total Component
1	Course Work for PhD Registration	-	-	50%
2	B. Arch.	-	45%	50%
3	MBA, MCA, M.Des., M.Tech., M.Plan, MHA, MPH	-	40%	40%
4	MBA, MCA, M.Des., M.Tech., M.Plan, MHA, MPH	-	35%	35%

GPA Calculation

$$SGPA = \frac{C_1G_1 + C_2G_2 + \dots + C_nG_n}{C_1 + C_2 + \dots + C_n}$$

$$SGPA = \frac{\sum_i C_i \times G_i}{\sum_i C_i}$$

where (as per teaching scheme & syllabus):

C_i is the number of credits of subject i ,

G_i is the Grade Point for the subject i and $i = 1$ to n ,

n = number of subjects in a course in the semester

CGPA Calculation

$$CGPA = \frac{C_1G_1 + C_2G_2 + \dots + C_nG_n}{C_1 + C_2 + \dots + C_n}$$

$$CGPA = \frac{\sum_i C_i \times G_i}{\sum_i C_i}$$

where (as per teaching scheme & syllabus):

C_i is the number of credits of subject i ,

G_i is the Grade Point for the subject i and $i = 1$ to n ,

n = number of subjects in a course of all the semesters up to which CGPA is computed

Grading Table:

Applicable for B.Arch. & Ph.D. Courses				Applicable for All Courses except B.Arch. & Ph.D.			
Academic Performance	Grade	Grade Point	Marks Range (in %)	Academic Performance	Grade	Grade Point	Marks Range (in %)
Outstanding	O	10	$90 \leq x \leq 100$	Outstanding	O	10	$90 \leq x \leq 100$
Excellent	A+	9	$80 \leq x < 90$	Excellent	A+	9	$80 \leq x < 90$
Very Good	A	8	$70 \leq x < 80$	Very Good	A	8	$70 \leq x < 80$
Good	B+	7	$60 \leq x < 70$	Good	B+	7	$60 \leq x < 70$
Above Average	B	6	$50 \leq x < 60$	Above Average	B	6	$50 \leq x < 60$
Fail	F	0	$x < 50$	Average	C	5	$40 \leq x < 50$
Absent	Ab	0	Absent	Pass	P	4	$35 \leq x < 40$
				Fail	F	0	$x < 35$
				Absent	Ab	0	Absent

CGPA to percentage conversion rule:

Equivalent % of Marks in the Program = CGPA *10

Award of Class

CGPA	Percentage	Equivalent Division
$7.50 \leq \text{CGPA}$	75% or more	First Division with Distinction
$6.00 \leq \text{CGPA} < 7.50$	$60\% \leq x < 75\%$	First Division
$5.00 \leq \text{CGPA} < 6.00$	$50\% \leq x < 60\%$	Second Division
$4.00 \leq \text{CGPA} < 5.00$	$40\% \leq x < 50\%$	Pass Class

Guidelines for Massive Open Online Courses (MOOCs)

(Session 2023-24)

Poornima University, in its never ending endeavor to equip students with best-of-class learning and knowledge, has undertaken to include MOOC courses as part of its credit scheme from session 2023-24 onwards. The objective behind this is to enable students to study courses designed by the best teachers in the country and to scale their knowledge base with the rest of learners from the nation. The MOOCs which are included under this scheme is can be chosen from SWAYAM and NPTEL.

1. Introduction of MOOCs: SWAYAM and NPTEL

About SWAYAM:

SWAYAM is a programme initiated by Government of India and designed to achieve the three cardinal principles of Education Policy viz., access, equity and quality. The objective of this effort is to take the best teaching learning resources to all, including the most disadvantaged. SWAYAM seeks to bridge the digital divide for students who have hitherto remained untouched by the digital revolution and have not been able to join the mainstream of the knowledge economy.

This is done through a platform that facilitates hosting of all the courses, taught in classrooms to be accessed by anyone, anywhere at any time. All the courses are interactive, prepared by the best teachers in the country and are available, free of cost to any learner. However learners wanting a SWAYAM certificate should register for the final proctored exams that come at a fee and attend in-person at designated centers on specified dates. Eligibility for the certificate will be announced on the course page and learners will get certificates only if this criteria is matched.

The courses hosted on SWAYAM are in 4 quadrants – (1) video lecture, (2) specially prepared reading material that can be downloaded/printed (3) self-assessment tests through tests and quizzes and (4) an online discussion forum for clearing the doubts. Steps have been taken to enrich the learning experience by using audio-video and multi-media and state of the art pedagogy / technology.

In order to ensure that best quality content is produced and delivered, nine National Coordinators have been appointed. They are:

1. AICTE (All India Council for Technical Education) for self-paced and international courses
2. NPTEL (National Programme on Technology Enhanced Learning) for Engineering
3. UGC (University Grants Commission) for non-technical post-graduation education
4. CEC (Consortium for Educational Communication) for under-graduate education
5. NCERT (National Council of Educational Research and Training) for school education
6. NIOS (National Institute of Open Schooling) for school education
7. IGNOU (Indira Gandhi National Open University) for out-of-school students
8. IIMB (Indian Institute of Management, Bangalore) for management studies
9. NITTTR (National Institute of Technical Teachers Training and Research) for Teacher Training programme

Two types of courses are offered on SWAYAM platform: Credit Courses and Non- Credit Courses. Credit courses are offered for each semester in January and July every year. The list is available on SWAYAM official website: <https://onlinecourses.swayam2.ac.in/>

About NPTEL:

NPTEL (National Programme on Technology Enhanced Learning), is a joint venture of the IITs and IISc, funded by the Ministry of Education (MoE) Government of India, and was launched in 2003. Initially started as a project to take quality education to all corners of the country, NPTEL now offers close to 600+ courses for certification every semester in about 22 disciplines.

Some highlights:

- Largest online repository in the world of courses in engineering, basic sciences and selected humanities and management subjects
- YouTube channel for NPTEL – most subscribed educational channel, 1.3 billion views and 40+ lakhs subscribers
- More than 56000 hours of video content, transcribed and subtitled
- Most accessed library of peer-reviewed educational content in the world
- Translation of more than 12000 hrs of English transcripts in regional Indian languages

NPTEL Online Certification:

The objective of enabling students obtain certificates for courses is to make students employable in the industry or pursue a suitable higher education programme. Through an online portal, 4, 8, or 12-week online courses, typically on topics relevant to students in all years of higher education along with basic core courses in sciences and humanities with exposure to relevant tools and technologies, are being offered. Enrolment to and learning from these courses is free. Following these online courses, an in-person, proctored certification exam is conducted and a certificate is provided through the participating institutions and industry, as applicable.

Some statistics regarding the open online courses since March 2014 till Dec 2021

Completed courses: 3496;

Enrollments across courses: 1.58 CRORE +

Number of exam registrations: 15.1 LAKH +

All the statistics pertaining to completed courses are available at <https://beta.nptel.ac.in/courses>.

All courses are completely free to enroll and learn from. The certification exam is optional and comes at a fee of Rs 1000/course exam.

2. MOOCs at Poornima University:

MOOCs envelops best in class teaching - learning processes along with meeting the requirements of various courses in terms of quality of teaching and evaluation system. To promote the MOOCs among students of Poornima University, it is decided to consider the credits earned through MOOCs.

(a) Options for MOOCs at Poornima University

(For this document, only those MOOCs will be considered which are available on SWAYAM & NPTEL platforms)

- Credit and Non-credit SWAYAM MOOCs can be opted by anyone, anytime, anywhere and in any language. However, prior-permission of the University Authorities is mandatory if the credits are to be transferred to regular degree.
- In case of credit courses, there are two ways to opt these courses for the purpose of credit transfer to PU system as given below:

OPTION–I: As Open Elective (for batches entered till 2022) / Multidisciplinary Courses (for batches admitted from 2023-24 onwards):

Open Elective (for batches entered till 2022) / Multidisciplinary Courses (for batches admitted from 2023-24 onwards) are available at University level in offline mode for which relevant booklets are already published. **These courses carries 02 credits.** These category/type of courses (similar/different) are also available as MOOC courses. The respective Deans / HODs shall provide both the options to all the students to either select offline courses or MOOCs as per details given below:

- Deans / HODs shall prepare a list of upto 05 appropriate MOOC courses of 02/03 credits each, well in advance (at-least 15 days prior to commencement of semester) and take approval from the Office of Dean, Academics / Pro-President, PU.
- After approval, the respective Deans / HODs shall circulate a notice to all their respective students so that they can select any one course from the list, the credits (**only 02**) of which will be counted against Open Elective/ Multidisciplinary courses pertaining to that particular semester.
- If the students are not willing to opt for MOOC Open Elective/ Multidisciplinary course, they can proceed with the current offline practice of opting for Multidisciplinary courses.
- The tutor of the class shall monitor the progress (assignments, feedback, any problem etc.) on weekly basis and report to Head/Dean.

OR

OPTION–II: As Major / Minor Courses:

- Deans / HODs shall identify a course of **03 credits** for each semester, well in advance (at-least 15 days prior to commencement of semester) and take approval from the Office of Dean, Academics / Pro-President, PU.
- After approval, the respective Deans / HODs shall circulate a notice to all their respective students citing that the particular course will be conducted through MOOCs only and is compulsory for all respective students. The credits of this course will be counted against Major/Minor courses pertaining to that particular semester.
- The tutor of the class shall monitor the progress (assignments, feedback, any problem etc.) on weekly basis and report to Head/Dean.
- This is to be noted that if Deans / HODs decide to conduct any major/minor course in any semester through MOOCs, no offline course will be conducted against that.

(b) Important points related to MOOCs at Poornima University

- Only one MOOC shall be allowed in a particular semester for the purpose of credit transfer in the beginning.
- No attendance will be taken for MOOC courses.
- Last period of T/T/S shall be taken for MOOC courses which shall be in self-study mode.
- The method of assessments of MOOC such as assignments and examination are completely associated with that particular MOOC and no exam will be conducted by the department as well as by the Examination Cell.
- The respective Dean / HOD must submit the detail of course i.e., code, name and credit of MOOC opted against that particular course in particular semester attached with highlighting in the related examination scheme of syllabus of that semester signed by BOS Convener / HoD and Dean of Faculty to the office of Pro-President before commencement of the classes.
- SWAYAM will award a certificate to all the students passing the examination along with the credit earned. The center of examination for SWAYAM MOOCs will be finalized by SWAYAM. All the responsibility related to registration for MOOCs, timely submission of assignments, examinations etc. will be borne by the students only.
- The list of registered students in MOOC along with name of course will be submitted to the Examination Cell by the Deans / HoDs before commencement of the classes.

- Any student who would not be able to register/present/clear/pass the MOOC in the stipulated time, it is the choice of the student that he or she may register in next semester (odd or even) with MOOC again or appear as a back exam candidate of the University as per PU norms.
- There will be no provision of re-evaluation of MOOC.
- The scorecard and related certificate of MOOC along with a consolidated list of students with marks of assignment and final exam will be submitted to the examination cell by the concerned Dean / HOD for further process. It is also recommended that alteration/changes/scaling in marks obtained by the students in any MOOC will not be considered.
- The exam registration fee of MOOC up to Max. INR 1000/- will be reimbursed to the student only after successful completion of the course in first attempt and submission of the fee receipt, score-card and certificate of the MOOC to the concerned department within stipulated time after declaration of the results.

NOTE: This is to be noted that the procedure for getting approval from BOS, Faculty Board, Academic Council and BoM is to be followed as per regular process.

Attached Items:

Open Elective Booklet	Annexure-1
Soft Skills Booklet	Annexure-2
Value Added Course Booklet	Annexure-3

Sr. No.	Courses	Semester	Total Number of Credits	Credit Requirement according NEP
1.	Major Courses	I to VIII Sem	88	80
2.	Department Elective	I to VI Sem	32	32
3.	Multidisciplinary Courses	II to V Sem	8	8-10
4.	Ability Enhancement Courses	I to IV Sem	8	8
5.	Skill Enhancement Courses	I to V Sem	10	8-10
6.	Value Aided Courses	I to III Sem	6	6-8
7.	Project / Dissertation	VIII Sem	12	12
8.	Internship	VII Sem	4	2-4
TOTAL			168	160

POORNIMA UNIVERSITY, JAIPUR

Faculty of Design & Arts

Name of Program: Fashion and Textile Design

Duration: 4 years

Total Credits: 168

Teaching Scheme for Batch 2023-27

Semester-I

Course Code	Name of Course	Teaching Scheme			Marks Distribution				Credits
		Lecture (L)	Tutorial (T)	Practical (P)	SH	IE	ESE	Total	
A.	Major (Core Courses)								
A.1	Theory								
BFTCF1101	Costume History I	2	-	-		40	60	100	2
BFTCF1102	Art, Design & Fashion	2	-	-		40	60	100	2
			-	-		40	60		
A.2	Practical								
BFTCF1201	Visualization & Representation Technique I	1	-	4	2*	60	40	100	3
BFTCF1202	Material Study -I	2	-	2	2*	60	40	100	3
BFTCF1203	Digital Tools I	1	-	2	2*	60	40	100	2
B.	Minor Stream Courses/Department Elective								
B.1	Theory								
BFTCF1111	Fashion Study	3	-	-		40	60	100	3
B.2	Practical								
BFTCF1204	Tailoring Techniques	1	-	4		60	40	100	3
C	Multidisciplinary Courses								
	Nil	-	-	-		-	-	-	-
D	Ability Enhancement Courses (AEC)								
BUACHU1101	English	2	-	-		40	60	100	2
E	Skill Enhancement Courses (SEC)								
BFTCF1601	Calligraphy & Typography	2	-	-		40	60	100	2
F	Value Added Courses (VAC)								
BUVCHU1103	Understanding Heritage	2	-	-		40	60	100	2
G	Summer Internship / Research Project / Dissertation								
	Nil								
H	Social Outreach, Discipline & Extra Curricular Activities								
Total		18	-	12	06				24
Total Teaching Hours		30/36							

POORNIMA UNIVERSITY, JAIPUR

Faculty of Design & Arts

Name of Program: Fashion and Textile Design

Duration: 4 years

Total Credits: 168

Teaching Scheme for Batch 2023-27

Semester-II

Course Code	Name of Course	Teaching Scheme			Marks Distribution				Credits
		Lecture (L)	Tutorial (T)	Practical (P)	SH	IE	ESE	Total	
A.	Major (Core Courses)								
A.1	Theory								
BFTCFT2101	Costumes History -II	2	-	-	-	40	60	100	2
BFTCFT2102	Fiber to Fabric	2	-	-	1*	40	60	100	2
			-	-	-				
A.2	Practical								
BFTCFT2201	Visualization & Representation Technique II	2	-	2	2*	60	40	100	3
BFTCFT2202	Material Study -II	2	-	2	1*	60	40	100	3
BFTCFT2203	Basics of Pattern Making		-	4	2*	60	40	100	2
B.	Minor Stream Courses/Department Elective								
B.1	Theory								
BFTCFT2111	Fashion Communication	2	-	-	-	40	60	100	2
B.2	Practical								
BFTCFT2112	Innovation & Concept Development	2	-	2	-	60	40	100	3
C	Multidisciplinary Courses								
BFTCFT2101	MOOC Courses-I	2	-	-		40	60	100	2
D	Ability Enhancement Courses (AEC)								
BUACHU2103	Language & Conversation	2	-	-		40	60	100	2
E	Skill Enhancement Courses (SEC)								
BFTCFT2601	Fashion make-up & Image Creation	2	-	-		40	60	100	2
F	Value Added Courses (VAC)								
BUVCSA2102	Environment & Sustainability	2	-	-		40	60	100	2
G	Summer Internship / Research Project / Dissertation								
	Nil								
H	Social Outreach, Discipline & Extra Curricular Activities								
Total		20	-	10	06				25
Total Teaching Hours		30/36							

POORNIMA UNIVERSITY, JAIPUR

Faculty of Design & Arts

Name of Program: Fashion and Textile Design

Duration: 4 years

Total Credits: 168

Teaching Scheme for Batch 2023-27

Semester-III

Course Code	Name of Course	Teaching Scheme			Marks Distribution				Credits
		Lecture (L)	Tutorial (T)	Practical (P)	SH	IE	ESE	Total	
A.	Major (Core Courses)								
A.1	Theory								
BFTCFT3101	Textile Study I	2	-	-	-	40	60	100	2
BFTCFT3102	Art Appreciation	2	-	-	-	40	60	100	2
A.2	Practical								
BFTCFT3201	Studio Project I	2	-	2	2*	60	40	100	3
BFTCFT3202	Fashion Illustration I	1	-	2	1*	60	40	100	2
BFTCFT3203	Pattern Making & Garment Construction I	1	-	2	2*	60	40	100	2
B.	Minor Stream Courses/Department Elective								
B.1	Theory								
BFTCFT3211	Indian Traditional Textile	2	-	-	-	40	60	100	2
B.2	Practical								
BFTCFT3212	Surface Ornamentation	2	-	2	1*	60	40	100	3
C	Multidisciplinary Courses								
BFTCFT3101	MOOC Courses-II	2	-	-	-	40	60	100	2
D	Ability Enhancement Courses (AEC)								
BUACHU3106	Interpersonal Communication & Grooming	2	-	-	-	40	60	100	2
E	Skill Enhancement Courses (SEC)								
BFTCFT3601	Photoshop	-	-	4	-	60	40	100	2
F	Value Added Courses (VAC)								
BUVCCE3101	Digital Marketing	2	-	-	-	40	60	100	2
G	Summer Internship / Research Project / Dissertation								
	Nil	-	-	-	-	-	-	-	-
H	Social Outreach, Discipline & Extra Curricular Activities								
Total		18	-	12	06				24
Total Teaching Hours		30/36							

POORNIMA UNIVERSITY, JAIPUR

Faculty of Design & Arts

Name of Program: Fashion and Textile Design

Duration: 4 years

Total Credits: 168

Teaching Scheme for Batch 2023-27

Semester-IV

Course Code	Name of Course	Teaching Scheme			Marks Distribution				Credits
		Lecture (L)	Tutorial (T)	Practical (P)	SH	IE	ESE	Total	
A	Major (Core Courses)								
A.1	Theory								
BFTCFT4101	Textile Study – II	2	-	-	-	40	60	100	2
BFTCFT4102	Fashion Merchandising	2	-	-	-	40	60	100	2
A.2	Practical								
BFTCFT4201	Studio Project II	1	-	4	2*	60	40	100	3
BFTCFT4202	Fashion Illustration II	-	-	4	2*	60	40	100	2
BFTCFT4203	PMGC II	-	-	4	2*	60	40	100	2
B	Minor Stream Courses/Department Elective								
B.1	Theory								
BFTCFT4211	Sustainability & Fashion	2	-	-		40	60	100	2
B.2	Practical								
BFTCFT4212	Fashion Photography	2	-	2	-	60	40	100	3
C	Multidisciplinary Courses								
BFTCFT4101	Mooc Courses-III	2	-	-		40	60	100	2
D	Ability Enhancement Courses (AEC)								
BUACHU4109	Negotiation Skills & Persuasive Communication	2	-	-		40	60	100	2
E	Skill Enhancement Courses (SEC)								
BFTCFT4601	Corel Draw	1	-	2		60	40	100	2
F	Value Added Courses (VAC)								
	Nil	-	-	-		-	-	-	-
G	Summer Internship / Research Project / Dissertation								
H	Social Outreach, Discipline & Extra Curricular Activities								
Total		14	-	16	06				22
Total Teaching Hours		30/36							

POORNIMA UNIVERSITY, JAIPUR

Faculty of Design & Arts

Name of Program: Fashion and Textile Design

Duration: 4 years

Total Credits: 168

Teaching Scheme for Batch 2023-27

Semester-V

Course Code	Name of Course	Teaching Scheme			Marks Distribution				Credits
		Lecture(L)	Tutorial(T)	Practical(P)	SH	IE	ESE	Total	
A	Major (Core Courses)								
A.1	Theory								
BFTCFT5101	Fashion Trend & Forecasting	2	-		-	40	60	100	2
BFTCFT5102	Craft Documentation	2	-	-		40	60	100	2
A.2	Practical				-				
BFTCFT5201	Sustainable Design Project I	1	-	4	2*	60	40	100	3
BFTCFT5202	Textile Design I	-	-	4	2*	60	40	100	2
BFTCFT5203	Advanced PMGC I	1	-	2	2*	60	40	100	2
B.	Minor Stream Courses/Department Elective								
B.1	Theory								
BFTCFT5211	Fashion Advertising & Marketing	2	-	-	-	-	-	-	2
B.2	Practical								
BFTCFT5212	Accessory Design	2	-	2	-	60	40	100	3
C	Multidisciplinary Courses								
BFTEMC5101	MOOC Courses-IV	2	-	-		40	60	100	2
D	Ability Enhancement Courses (AEC)								
	Nil	-	-	-		-	-	-	-
E	Skill Enhancement Courses (SEC)								
BFTCFT5601	Illustrator	1	-	2		60	40	100	2
F	Value Added Courses (VAC)								
	Nil	-	-	-		-	-	-	-
G	Summer Internship / Research Project / Dissertation								
BFTCFT5204	Industrial Training I	1	-	2		60	40	100	2
H	Social Outreach, Discipline & Extra Curricular Activities								
Total		14	-	16	06				22
Total Teaching Hours		30/36							

POORNIMA UNIVERSITY, JAIPUR

Faculty of Design & Arts

Name of Program: Fashion and Textile Design

Duration: 4 years

Total Credits: 168

Teaching Scheme for Batch 2023-27

Semester-VI

Course Code	Name of Course	Teaching Scheme			Marks Distribution				Credits
		Lecture (L)	Tutorial (T)	Practical (P)	SH	IE	ESE	Total	
A.	Major (Core Courses)								
A.1	Theory								
BFTCFT6101	Apparel Production Management	2	-		-	40	60	100	2
A.2	Practical								
BFTCFT6201	Research Methodology	-	-	4	-	60	40	100	2
BFTCFT6202	Sustainable Design Project II	-	-	6	2*	60	40	100	3
BFTCFT6203	Textile Design II	-	-	4	2*	60	40	100	2
BFTCFT6204	Advanced PMGC II	-	-	4	2*	60	40	100	2
B.	Minor Stream Courses/Department Elective								
B.1	Theory								
BFTCFT6211	Quality Control	2	-	-	-	40	60	100	2
B.2	Practical								
BFTCFT6212	Fashion Journalism	-	-	4	-	60	40	100	2
BFTCFT6213	Graphic Design	-	-	4	-	60	40	100	2
C	Multidisciplinary Courses								
	Nil	-	-	-		-	-	-	-
D	Ability Enhancement Courses (AEC)								
	Nil	-	-	-		-	-	-	-
E	Skill Enhancement Courses (SEC)								
	Nil	-	-	-		-	-	-	-
F	Value Added Courses (VAC)								
	Nil	-	-	-		-	-	-	-
G	Summer Internship / Research Project / Dissertation								
	Nil	-	-	-	-	-	-	-	-
H	Social Outreach, Discipline & Extra Curricular Activities								
	Total	4	-	26	06				17
	Total Teaching Hours	30/36							

POORNIMA UNIVERSITY, JAIPUR

Faculty of Design & Arts

Name of Program: Fashion and Textile Design

Duration: 4 years

Total Credits: 168

Teaching Scheme for Batch 2023-27

Semester-VII

Course Code	Name of Course	Teaching Scheme			Marks Distribution				Credits
		Lecture (L)	Tutorial (T)	Practical (P)	SH	IE	ESE	Total	
A	Major (Core Courses)								
A.1	Theory								
BFTCMC7101	MOOC Course (As per describe in annexures-II)	3	-	-	-	40	60	100	3
BFTCFT7101	Export Documentation	2				40	60	100	2
A.2	Practical								
BFTCFT7201	Graduation Project	-	-	6	2*	60	40	100	3
BFTCFT7202	Fashion Styling	-		4	2*	60	40	100	2
B	Minor Stream Courses/Department Elective								
B.1	Theory								
	Nil	-	-	-		-	-	-	-
B.2	Practical								
	Nil	-	-	-		-	-	-	-
C	Multidisciplinary Courses								
	Nil	-	-	-		-	-	-	-
D	Ability Enhancement Courses (AEC)								
	Nil	-	-	-		-	-	-	-
E	Skill Enhancement Courses (SEC)								
	Nil	-	-	-		-	-	-	-
F	Value Added Courses (VAC)								
	Nil	-	-	-		-	-	-	-
G	Summer Internship / Research Project / Dissertation								
BFTCFT7203	Dissertation I	-	-	12	2*	60	40	100	6
BFTCFT7204	Industrial Training II	1	-	2		60	40	100	2
H	Social Outreach, Discipline & Extra Curricular Activities								
Total		6	-	24	06				18
Total Teaching Hours		30/36							

POORNIMA UNIVERSITY, JAIPUR

Faculty of Design & Arts

Name of Program: Fashion and Textile Design

Duration: 4 years

Total Credits: 168

Teaching Scheme for Batch 2023-27

Semester-VIII

Course Code	Name of Course	Teaching Scheme			Marks Distribution				Credits
		Lecture (L)	Tutorial (T)	Practical (P)	SH	IE	ESE	Total	
A.	Major (Core Courses)								
A.1	Theory								
BFTCFT8101	Entrepreneurship Development Program	2	-	-	-	40	60	100	2
A.2	Practical								
BFTCFT8201	Intellectual Property Rights	-	-	4	2*	60	40	100	2
BFTCFT8202	Portfolio Development	-	-	6	2*	60	40	100	3
BFTCFT8203	Visual Merchandising	-	-	6	2*	60	40	100	3
B.	Minor Stream Courses/Department Elective								
B.1	Theory								
	Nil	-	-	-	-	-	-	-	-
B.2	Practical								
	Nil	-	-	-	-	-	-	-	-
C	Multidisciplinary Courses								
	Nil	-	-	-	-	-	-	-	-
D	Ability Enhancement Courses (AEC)								
	Nil	-	-	-	-	-	-	-	-
E	Skill Enhancement Courses (SEC)								
	Nil	-	-	-	-	-	-	-	-
F	Value Added Courses (VAC)								
	Nil	-	-	-	-	-	-	-	-
G	Summer Internship / Research Project / Dissertation								
BFTCFT8204	Dissertation II	-	-	12	-	60	40	100	6
H	Social Outreach, Discipline & Extra Curricular Activities								
Total		2	-	28	06				16
Total Teaching Hours		30/36							

Semester -I

BFTCFT1101	Costume History-I	2 Credits [LTP: 2-0-0]
-------------------	--------------------------	-------------------------------

A. Objective: The objective of the course is:

This course will explore the history of costume from ancient times to the present day. Students will learn about the different factors that have influenced fashion change, such as social, economic, political, and technological developments. They will also examine the role of costume in different cultures and societies.

B. Course Outcomes: By the end of this course, students will be able to:

Co1. Identify and describe the major historical periods of costume.

Co2. Explain the social, economic, political, and technological factors that have influenced fashion change.

Co3. Analyze the role of costume in different cultures and societies.

Co4. Identify and discuss the influence of historic costume on contemporary fashion.

Co5. Develop their own critical thinking and analytical skills. Communicate effectively in oral and written presentations.

MAPPING OF COURSE OUTCOMES WITH PROGRAMME OUTCOMES

	PO1	PO2	PO3	PO4	PO5	PO6	PO7	PO8	PO9	PO10	PO11	PO12
CO1	3	2	1	-	-	-	-	-	-	-	-	-
CO2	2	2	-	1	-	-	-	-	-	-	-	-
CO3	2	1	1	-	-	1	-	-	-	-	-	-
CO4	-	2	-	1	-	-	2	-	-	-	-	-
CO5	2	2	-	-	-	-	-	1	-	1	-	-

MAPPING OF COURSE OUTCOMES WITH PROGRAMME SPECIFIC OUTCOMES

	PSO1	PSO2	PSO3	PSO4
CO1	2	1	-	1
CO2	1	1	1	1
CO3	1	1	1	1
CO4	1	2	1	-
CO5	2	1	-	1

Note: On the basis of mapping of COs with POs, this course is related to Employability / Skill Development / Entrepreneur

Outline of the Course

Unit No.	Title of the unit	Time Required for the Unit (Hours)
1	Ancient and Classical Periods	5
2	Medieval and Renaissance Eras	5
3	18th and 19th Centuries	5
4	20th Century and Contemporary Fashion	5
5	Costume and Culture	4

C. Detailed Syllabus

Unit	Contents
1.	Ancient and Classical Periods
	<ul style="list-style-type: none"> • Introduction to the study of costume history and its relevance to fashion design • Overview of clothing and adornment in ancient civilizations such as Egypt, Greece, and Rome • Exploration of key garments, textiles, and accessories from this period • Understanding the social, cultural, and historical context influencing fashion choices
2.	Medieval and Renaissance Eras
	<ul style="list-style-type: none"> • Examination of fashion during the Middle Ages and Renaissance, including Gothic and Renaissance fashion • Analysis of clothing silhouettes, fabrics, and decorative techniques • Discussion of the role of religion, social hierarchy, and emerging trade routes in shaping fashion trends • Study of influential figures and historical events impacting costume design
3.	18th and 19th Centuries
	<ul style="list-style-type: none"> • Study of fashion in the 18th and 19th centuries, encompassing Rococo, Neoclassical, and Romantic styles • Analysis of changing silhouettes, fabrics, and embellishments • Exploration of the Industrial Revolution's impact on clothing production and fashion accessibility • Examination of key fashion icons and movements during this period
4.	20th Century and Contemporary Fashion
	<ul style="list-style-type: none"> • Overview of significant fashion movements and designers of the 20th century, such as Art Deco, Haute Couture, and the rise of ready-to-wear • Analysis of fashion evolution through major social, political, and technological changes • Discussion of influential figures and subcultures shaping fashion trends • Examination of the impact of globalization and sustainability on contemporary fashion design.
5.	Costume and Culture
	<ul style="list-style-type: none"> • Exploration of costumes from diverse cultures and regions, focusing on traditional and ceremonial attire • Analysis of the relationship between culture, identity, and fashion • Discussion of cultural appropriation and its implications in fashion design • Understanding the importance of diversity, inclusivity, and ethical considerations in contemporary costume design.

Evaluation Index: - Demonstrations, Practical assignments, group discussion ,power point, case study, lecture and presentation.

D. Recommended Study Material

Sr. No.	Book	Author	Edition	Publication
1.	The History of Costume, 6th Edition by Phyllis G. Tortora and Sara B. Marcketti.	Tortora P.G., Eubank K	6th Edition	B. Marcketti.
2.	Fashion: The Century of the Designer by Valerie Steele			
3.	Ancient Indian Costumes	Alkazi, Roshan	2008	Art Heritage Book Pubs, N. Delhi
4.	Medieval Indian Costumes	Alkazi, Roshan	2006	India and Central Asia, Art
5.	Costume and Fashion: A Concise History	Laver J.	2010	Thames & Hudson

Additional Resources:

- The Metropolitan Museum of Art's Costume Institute website
- The Victoria and Albert Museum's Fashion and Textiles website
- The Costume Society of America's website.

BFTCFT1102	Art,Design & Fashion	2 Credits [LTP: 2-0-0]
-------------------	---------------------------------	-------------------------------

A. Objective: The objective of the course is:

This course will explore the intersection of art and fashion. Students will learn about the different ways that art has influenced fashion, and how fashion can be a form of art. They will also examine the role of art and fashion in society, and how they can be used to communicate ideas and messages.

B. Course Outcomes:By the end of this course, students will be able to:

- CO1.** Identify and describe the different ways that art has influenced fashion.
- CO2.** Explain the role of art and fashion in society.
- CO3.** Analyze the use of art and fashion to communicate ideas and messages.
- CO4.** Develop their own creative and expressive skills in art and fashion design.
- CO5.** Communicate effectively in oral and written presentations.

MAPPING OF COURSE OUTCOMES WITH PROGRAMME OUTCOMES

	PO1	PO2	PO3	PO4	PO5	PO6	PO7	PO8	PO9	PO10	PO11	PO12
CO1	3	2	1	-	-	-	-	-	-	-	-	-
CO2	2	2	-	1	-	-	-	-	-	-	-	-
CO3	2	1	1	-	-	1	-	-	-	-	-	-
CO4	-	2	-	1	-	-	2	-	-	-	-	-
CO5	2	2	-	-	-	-	-	1	-	1	-	-

MAPPING OF COURSE OUTCOMES WITH PROGRAMME SPECIFIC OUTCOMES

	PSO1	PSO2	PSO3	PSO4
CO1	2	1	-	1
CO2	1	1	1	1
CO3	1	1	1	1
CO4	1	2	1	-
CO5	2	1	-	1

Note: On the basis of mapping of COs with POs, this course is related to Employability / Skill Development / Entrepreneur

Outline of the Course

Unit No.	Title of the unit	Time Required for the Unit (Hours)
1.	Fashion and Art Movements	5
2	Art and Fashion as Forms of Communication	5
3	Introduction to Art and Design Principles	5
4	Elements of Fashion Design	5
5	Fashion and Technology	4

C. Detailed Syllabus

Unit	Contents
1.	Fashion and Art Movements
	<ul style="list-style-type: none"> Examination of the relationship between fashion and major art movements throughout history, such as Surrealism, Pop Art, and Abstract Expressionism Analysis of how art movements have influenced fashion trends, textiles, and garment construction techniques Study of fashion designers who have been inspired by art movements and their creative processes Exploration of the intersection between fashion, art, and cultural identity
2.	Art and Fashion as Forms of Communication / Introduction to Art and Design Principles
	<ul style="list-style-type: none"> The use of art and fashion to communicate ideas and messages The different ways that art and fashion can be interpreted The role of art and fashion in social and political movements
3.	Introduction to Art and Design Principles
	<ul style="list-style-type: none"> Understanding the fundamental principles of art and design, such as color theory, composition, and balance Exploration of different artistic mediums and techniques, including drawing, painting, and sculpture Analysis of how these principles and techniques apply to fashion design Practical exercises and projects to develop basic art and design skills relevant to fashion
4.	Elements of Fashion Design
	<ul style="list-style-type: none"> Study of the key elements of fashion design, such as silhouette, line, texture, and pattern Analysis of how these elements contribute to the overall aesthetic and expression of a fashion garment Exploration of different fashion design styles and their historical and cultural influences Practical exercises and projects to apply the elements of design in creating fashion concepts
5.	Fashion and Technology
	<ul style="list-style-type: none"> The process of fashion design The different aspects of fashion design, such as pattern making, draping, and sewing Overview of technological advancements and their impact on fashion design and production Exploration of digital design tools, such as CAD software and 3D modeling, in the fashion industry Discussion of innovative materials, smart textiles, and wearable technology in fashion design Analysis of the ethical and sustainable considerations related to technology in fashion.

Evaluation Index: - Demonstrations, Practical assignments, group discussion ,power point, case study, lecture and presentation.

D. Recommended Study Material

Sr. No.	Book	Author	Edition	Publication
1.	Fashion Design:The Fundamentals by Valerie Steele			Rockport Publishers
2.	Visual imagination – An introduction of Art	Kurty D. Bruce	1964	New Jersey, Prentice Hall, Hayashi Studio.
3.	WaterColor Rendering,	Guerin, Jules.	2010	University of Michigan Library Publication
4.	Manual of Rendering in pen and ink	Gill Robert W	1984	Van Nostrand Reinhold Publication.
5.	Principles of three dimensional Design	Wucius Wong	1977	NY. NY. USA. Van Nostrand Reinhold Publication

Additional Resources:

- The Metropolitan Museum of Art's Costume Institute website
- The Victoria and Albert Museum's Fashion and Textiles website
- The Fashion Institute of Technology's website.

BFTCFT1201	Visualization & Representation Technique-I	3 Credits [LTP: 1-0-4]
-------------------	---	-------------------------------

A. Objective: The objective of the course is:

This course will introduce students to the fundamental techniques of sketching and drawing. Students will learn about the different types of sketching and drawing, the use of different materials and tools, and the principles of perspective and proportion. They will also develop their own personal style of sketching and drawing.

B. Course Outcomes:By the end of this course, students will be able to:

CO1. Understand the different types of sketching and drawing.

CO2. Use different materials and tools for sketching and drawing.

CO3. Apply the principles of perspective and proportion to their sketching and drawing.

CO4. Develop their own personal style of sketching and drawing.

CO5. Communicate their design ideas effectively through sketches and drawings.

MAPPING OF COURSE OUTCOMES WITH PROGRAMME OUTCOMES

	PO1	PO2	PO3	PO4	PO5	PO6	PO7	PO8	PO9	PO10	PO11	PO12
CO1	2	2	1	-	-	-	-	-	-	-	-	-
CO2	2	-	2	1	-	-	-	-	-	-	-	-
CO3	2	1	1	2	-	1	-	-	-	-	-	-
CO4	-	2	-	1	1	-	2	-	-	-	-	-
CO5	2	-	-	-	-	2	-	1	-	1	-	-

MAPPING OF COURSE OUTCOMES WITH PROGRAMME SPECIFIC OUTCOMES

	PSO1	PSO2	PSO3	PSO4
CO1	2	1	-	1
CO2	1	1	1	1
CO3	1	1	1	1
CO4	1	2	1	-
CO5	2	1	-	1

Note: On the basis of mapping of COs with POs, this course is related to Employability / Skill Development / Entrepreneur

Outline of the Course

Unit No.	Title of the unit	Time Required for the Unit (Hours)
1	Introduction to Sketching Materials and Techniques	12
2	Perspective Drawing and Spatial Relationships	12
3	Human Figure Drawing	12
4	Still Life and Object Drawing	12
5	Introduction to Design Sketching	12

C. Detailed Syllabus

Unit	Contents
1.	Introduction to Sketching Materials and Techniques
	<ul style="list-style-type: none"> • Introduction to basic sketching materials, such as pencils, erasers, and sketchbooks • Study of essential sketching techniques, including line weight, shading, and hatching • Practice exercises to develop hand-eye coordination and control in sketching • Exploration of sketching exercises focusing on still life objects and basic geometric forms.
2.	Perspective Drawing and Spatial Relationships
	<ul style="list-style-type: none"> • Understanding the principles of perspective drawing, including one-point and two-point perspective • Techniques for creating depth and spatial relationships in sketches • Exploration of architectural elements and interior spaces in perspective • Projects emphasizing the application of perspective in design sketches and environments.
3.	Human Figure Drawing
	<ul style="list-style-type: none"> • Study of the human anatomy and proportions for figure drawing • Techniques for sketching the human figure, including gesture drawing and basic figure construction • Exploration of various poses and movement in figure drawing • Practice sessions focusing on capturing the human form in different positions and angles.
4.	Still Life and Object Drawing
	<ul style="list-style-type: none"> • Introduction to still life drawing techniques and observation skills • Study of light and shadow in object rendering • Techniques for capturing the form, texture, and details of objects in sketches • Projects emphasizing the rendering of different objects and textures
5.	Introduction to Design Sketching
	<ul style="list-style-type: none"> • Understanding the principles of design sketching and its role in the design process • Techniques for sketching design concepts and ideas quickly and effectively • Exploration of sketching different design elements, such as shapes, patterns, and textures • Projects focusing on translating design ideas into sketches for various design disciplines

D. Recommended Study Material

Sr. No.	Book	Author	Edition	Publication
1	Typography, London UK	McLean Ruari	1980	Thames &Hudson Publishing
2	Typography: AnEncyclopedia survey of Type Design & Techniques throughout History	Fried I Friedrich, Nicolaus OH & Stein Bernard	1998	Black Dog & Levnthal Publishers INC
3	Typography	David Choi, Lynn & Lei Zngang	2014	Chois Gallery Publ.
4	Rendering with pen & ink	Robert W. Gill,	1984	Thames &Hudson Publishing
5	A Foundation Course in Drawing: A Complete Program of Techniques and Skills,	Peter Stayner& Terry Rosenberg	2003	Arcturus Publishing Ltd.

Additional Resources:

- The Fashion Institute of Technology's website
- The Parsons School of Design's website
- The Central Saint Martins' website
- The Fashion Illustration Now website
- The Fashion Drawing Techniques website
- The Fashion Mood Boards website
- The Fashion Rendering Techniques website

BFTCFT1202	Material Study-I	3 Credits [LTP: 2-0-2]
-------------------	-------------------------	-------------------------------

A. Objective: The objective of the course is:

This course will explore the different materials used in design. Students will learn about the properties of different materials, their history, and their uses in design. They will also learn how to select and use materials effectively in their own designs.

B. Course Outcomes:By the end of this course, students will be able to:

CO1.Identify and describe the different properties of materials

CO2. Understand the history and uses of different materials

CO3. Select and use materials effectively in their own designs

CO4. Communicate their understanding of materials through research papers, presentations, and creative projects

CO5. Fuse different materials for making any product or to use them in any of the design projects.

MAPPING OF COURSE OUTCOMES WITH PROGRAMME OUTCOMES

	PO1	PO2	PO3	PO4	PO5	PO6	PO7	PO8	PO9	PO10	PO11	PO12
CO1	2	2	1	-	1	-	-	-	-	-	-	-
CO2	2	-	1	1	2	-	-	-	-	-	-	-
CO3		2	-	1	-	2	-	1	-	-	-	-
CO4	-	2	-	1	1	-	2	-	-	-	-	-
CO5	-	-	2	-	-	2	-	1	-	-	-	-

MAPPING OF COURSE OUTCOMES WITH PROGRAMME SPECIFIC OUTCOMES

	PSO1	PSO2	PSO3	PSO4
CO1	2	1	-	1
CO2	1	1	1	1
CO3	1	1	1	1
CO4	1	2	1	-
CO5	2	1	-	1

Note: On the basis of mapping of COs with POs, this course is related to Employability / Skill Development / Entrepreneur

Outline of the Course

Unit No.	Title of the unit	Time Required for the Unit (Hours)
1	Introduction to Materials	10
2	Natural Materials	10
3	Synthetic Materials	9
4	Processing and Manufacturing	9
5	Material Selection and Use	10

C. Detailed Syllabus

Unit	Contents
1.	Introduction to Materials
	<ul style="list-style-type: none"> • The different types of materials • The properties of materials • The history of materials • The uses of materials in design
2.	Natural Materials
	<ul style="list-style-type: none"> • The different types of materials • The properties of materials • The history of materials • The uses of materials in design
3.	Synthetic Materials
	<ul style="list-style-type: none"> • Plastics • Rubber • Fiberglass • Ceramics • Composites
4.	Processing and Manufacturing
	<ul style="list-style-type: none"> • How materials are processed and manufactured • The different methods of processing and manufacturing • The impact of processing and manufacturing on the properties of material
5.	Material Selection and Use
	<ul style="list-style-type: none"> • How to select and use materials effectively in design • The factors to consider when selecting materials • The different ways to use materials in design

D. Recommended Study Material

Sr. No.	Book	Author	Edition	Publication
1.	Rendering with pen & ink	Robert W. Gill,	1984	Thames & Hudson Publishing
2.	A Foundation Course in Drawing: A Complete Program of Techniques and Skills,	Peter Stayner & Terry Rosenberg	2003	Arcturus Publishing Ltd.
3.	Color theory: An essential guide to color	Walter Foster Publishing.	2013	Chois Gallery Publishing
4.	Designers Color Manual: The complete guide to color theory & application,	Tom Fraser & Adam Banks	2004	Chronicle Books

Additional Resources:

- The Materials Science and Engineering website
- The American Society for Testing and Materials (ASTM) website
- The Society of Plastics Engineers (SPE) website
- The American Ceramic Society (ACerS) website
- The Composites Institute (ACI) website

BFTCFT1203	Digital Tools -I	2 Credits [LTP: 1-0-2]
-------------------	-------------------------	-------------------------------

A. Objective: The objective of the course is:

This course will introduce students to the fundamental concepts and principles of computer science. Students will learn about the different components of a computer system, how computers work, and how to use them to solve problems. They will also learn about the different types of software and applications that are used in digital and graphic communication tools like Newspaper, Magazines, etc.

B. Course Outcomes: After studying this course you should be able to:

CO1.Identify and describe the different components of a computer system

CO2. Understand how computers work

CO3.Use computers to solve problems

CO4.Use different types of software and applications in design

CO5. Implementing their understanding of MS office through research papers, presentations, and creative projects, layouting newspaper and Magazines.

MAPPING OF COURSE OUTCOMES WITH PROGRAMME OUTCOMES

	PO1	PO2	PO3	PO4	PO5	PO6	PO7	PO8	PO9	PO10	PO11	PO12
CO1	2	2	1	-	-	-	-	-	-	-	-	-
CO2	2	-	2	1	-	-	-	-	-	-	-	-
CO3	2	1	1	2	-	1	-	-	-	-	-	-
CO4	-	2	-	1	1	-	2	-	-	-	-	-
CO5	2	-	-	-	-	2	-	1	-	1	-	-

MAPPING OF COURSE OUTCOMES WITH PROGRAMME SPECIFIC OUTCOMES

	PSO1	PSO2	PSO3	PSO4
CO1	2	1	-	1
CO2	1	1	1	1
CO3	1	1	1	1
CO4	1	2	1	-
CO5	2	1	-	1

Note: On the basis of mapping of COs with POs, this course is related to Employability / Skill Development / Entrepreneur

Outline of the Course

Unit No.	Title of the unit	Time Required for the Unit (Hours)
1	Introduction to Computers and Operating Systems	8
2	Basics of MS Office I (MS word for document creation and formatting)	7
3	Basics of MS Office II (MS PowerPoint for Presentations and Visual Communication)	7
4	Newspaper Layout Designing using MS office tools	7
5	Magazine Layout Designing using MS office tools	7

C. Detailed Syllabus

Unit	Contents
1.	Introduction to Computers and Operating Systems
	<ul style="list-style-type: none"> • Overview of computer hardware components, including the central processing unit (CPU), memory, and storage devices • Introduction to different types of operating systems (e.g., Windows, macOS, Linux) • Understanding file management and organization, including creating folders, copying, moving, and renaming files • Practical exercises to develop basic computer literacy skills and familiarity with operating systems.
2.	Basics of MS Office I (MS word for document creation and formatting)
	<ul style="list-style-type: none"> • Overview of MS Word interface and essential functionalities for document creation • Formatting techniques for creating visually appealing and well-organized documents • Working with headers, footers, tables, and images in MS Word • Practice exercises for creating and formatting various types of design-related documents using MS Word.
3.	Basics of MS Office II (MS PowerPoint for Presentations and Visual Communication)
	<ul style="list-style-type: none"> • Introduction to MS PowerPoint interface and basic presentation design principles • Creating visually engaging slideshows with multimedia elements, such as images, videos, and animations • Designing effective slide layouts, transitions, and visuals for impactful presentations • Practice exercises for creating and delivering design-related presentations using MS PowerPoint.
4.	Newspaper Layout Designing using MS office tools
	<ul style="list-style-type: none"> • Introduction to Newspaper Layout Design. • MS Word for Newspaper Layout Composition • MS PowerPoint for Designing Newspaper Page. • Design Principles and Typography for Newspapers. • Project: Designing a Newspaper Layout.
5.	Magazine Layout Designing using MS office tools
	<ul style="list-style-type: none"> • Introduction to Magazine Layout Design • MS Word for Magazine Content Composition • MS PowerPoint for Designing Magazine Page. • Design Principles and Typography for Magazines. • Project: Designing a Magazine Layout.

D. Recommended Study Material

Sr. No.	Book	Author	Edition	Publication
1.	Introduction to Computer Science	by John L. Hennessy and David A. Patterson		
2.	Microsoft Office 2022 for Beginners	by Lisa Friedrichsen by Lisa Friedrichsen		
3.	Microsoft Office 2022 for Beginners	by Lisa Friedrichsen		
4.	Microsoft Office 2022 for Dummies	by Greg Harvey		
5.	Magazine Design: Principles and Practices	by Richard Saul Wurman		

Additional Resources:

- The Khan Academy Computer Science website
- The Microsoft Office website
- The Microsoft Office tutorials website
- The Newspaper Association of America website
- The American Society of Newspaper Editors website
- The Magazine Publishers of America website
- The American Society of Magazine Editors website

BFTCFT1111	Fashion Study	3 Credits [LTP: 3-0-0]
-------------------	----------------------	-------------------------------

A. Objective: The objective of the course is:

This course will introduce students to the fundamental concepts of fashion design, from its history and theory to its different elements and techniques. Students will learn about the different aspects of fashion design, such as color, texture, silhouette, and proportion. They will also learn about the different types of fashion garments and accessories.

B. Course Outcomes: After studying this course you should be able to:

CO1.Identify and describe the different elements of fashion design

CO2.Understand how computers work

CO3.Apply different techniques of fashion design

CO4.Communicate their understanding of fashion through research papers, presentations, and creative projects

CO5. Implementing fashion through fuse different materials for making any product or to use them in any of the design projects.

MAPPING OF COURSE OUTCOMES WITH PROGRAMME OUTCOMES

	PO1	PO2	PO3	PO4	PO5	PO6	PO7	PO8	PO9	PO10	PO11	PO12
CO1	2	-	2	1	-	-	-	-	-	-	-	-
CO2	2	-	1	-	2	-	-	-	-	-	-	-
CO3	2	1	-	1	-	2	-	-	-	-	-	-
CO4	-	2	-	2	1	-	1	-	-	-	-	-
CO5	-	-	2	-	-		2	1	-	1	-	-

MAPPING OF COURSE OUTCOMES WITH PROGRAMME SPECIFIC OUTCOMES

	PSO1	PSO2	PSO3	PSO4
CO1	2	1	-	1
CO2	1	1	1	1
CO3	1	1	1	1
CO4	1	2	1	-
CO5	2	1	-	1

Note: On the basis of mapping of COs with POs, this course is related to Employability / Skill Development / Entrepreneur

Outline of the Course

Unit No.	Title of the unit	Time Required for the Unit (Hours)
1	Common Fashion Terminology	8
2	Garments Industry Terminology	7
3	History of Fashion	7
4	Fashion Trends and Movements	7
5	Contemporary Fashion and Future Directions	7

C. Detailed Syllabus

Unit	Contents
1.	Common Fashion Terminology
	<ul style="list-style-type: none"> Understanding fashion styling terms, including Fashion Eras and styles, layering, accessorizing, and proportion Familiarization with retail terminology, such as boutique, department store, and e-commerce. Exploring terminology related to Fashion cycle, fashion marketing, branding, and consumer behavior.
2.	Garment Industry Terminology
	<ul style="list-style-type: none"> Familiarization with common garment types, such as dresses, skirts, tops, and pants. Learning key terms related to garment components, such as neckline, sleeve, waistline, and hemline. Introduction to various fabrics and textiles commonly used in fashion design. Learning about different fabric properties, such as drape, stretch, and texture. Understanding terminology related to fabric patterns, weaves, and finishes.
3.	History Of Fashion
	<ul style="list-style-type: none"> Introduction to the evolution of fashion throughout history Exploration of key fashion eras, including Ancient civilizations, Renaissance, Baroque, Rococo, Victorian, Art Deco, and Modern Study of influential fashion designers, their contributions, and iconic fashion trends from different eras Analysis of social, cultural, and technological influences on fashion evolution
4.	Fashion Trends and Movements
	<ul style="list-style-type: none"> Understanding the concept of fashion trends and their impact on the industry Exploration of major fashion movements, such as Romanticism, Minimalism, Bohemian, Grunge, and Streetwear. Analysis of influential fashion icons and their role in shaping fashion trends. Studying the process of trend forecasting and its relevance to fashion design and marketing.
5.	Contemporary Fashion and Future Directions
	<ul style="list-style-type: none"> Examination of current fashion trends and the role of globalization in shaping fashion Exploration of sustainable fashion practices and the impact of ethical considerations on the industry Analysis of digital and technological advancements in fashion, including wearable tech and 3D printing Discussion of emerging fashion trends and future directions in the fashion industry

D. Recommended Study Material

Sr. No.	Book	Author	Edition	Publication
1.	Fashion Evolution	by Pamela Church Gibson		
2.	Fashion History: A Cultural History	by Valerie Steele		
3.	Fashion: The Key Concepts	by Valerie Steele		

Additional Resources:

- The Fashion History Timeline website
- The Fashion History Museum website
- The Vogue website
- The Elle website
- The Harper's Bazaar website
- The Business of Fashion website
- The Fashionista website
- The TheFashionSpot website

BFTCFT1204	Tailoring Techniques	3 Credits [LTP: 1-0-4]
-------------------	-----------------------------	-------------------------------

A. Objective: The objective of the course is:

This course will introduce students to the fundamental techniques of tailoring. Students will learn about the different types of tailoring seams, as well as the different methods of pressing and finishing garments. They will also learn about the different types of tailoring tools and equipment.

B. Course Outcomes: After studying this course you should be able to:

CO1.Identify and describe the different types of tailoring seams.

CO2.Apply different methods of pressing and finishing garments

CO3.Use different types of tailoring tools and equipment

CO4.Tailor garments to fit different body types

CO5.Communicate their understanding of tailoring techniques through research papers, presentations, and creative projects.

MAPPING OF COURSE OUTCOMES WITH PROGRAMME OUTCOMES

	PO1	PO2	PO3	PO4	PO5	PO6	PO7	PO8	PO9	PO10	PO11	PO12
CO1	3	2	1	-	-	-	-	-	-	-	-	-
CO2	2	2	-	1	-	-	-	-	-	-	-	-
CO3		1	2	-	2	1	-	-	-	-	-	-
CO4	-	2	-	1	-	-	2	-	-	-	-	-
CO5		2	2	-	-	-	-	1	-	1	-	-

MAPPING OF COURSE OUTCOMES WITH PROGRAMME SPECIFIC OUTCOMES

	PSO1	PSO2	PSO3	PSO4
CO1	2	1	-	1
CO2	1	1	1	1
CO3	1	1	1	1
CO4	1	2	1	-
CO5	2	1	-	1

Note: On the basis of mapping of COs with POs, this course is related to Employability / Skill Development / Entrepreneur

Outline of the Course

Unit No.	Title of the unit	Time Required for the Unit (Hours)
1	Introduction to Tailoring Techniques	12
2	Tailoring Seams	12
3	Pressing and Finishing Garments	12
4	Tailoring Tools and Equipment	12
5	Tailoring Garments to Fit Different Body Types	12

C. Detailed Syllabus

Unit	Contents
1.	Introduction to Tailoring Techniques
	<ul style="list-style-type: none"> ● Overview of computer hardware components, including the central processing unit (CPU), memory, and storage devices ● Introduction to different types of operating systems (e.g., Windows, macOS, Linux) ● Understanding file management and organization, including creating folders, copying, moving, and renaming files ● Practical exercises to develop basic computer literacy skills and familiarity with operating systems.
2.	Tailoring Seams
	<ul style="list-style-type: none"> ● Overview of MS Word interface and essential functionalities for document creation ● Formatting techniques for creating visually appealing and well-organized documents ● Working with headers, footers, tables, and images in MS Word ● Practice exercises for creating and formatting various types of design-related documents using MS Word.
3.	Pressing and Finishing Garments
	<ul style="list-style-type: none"> ● Introduction to MS PowerPoint interface and basic presentation design principles ● Creating visually engaging slideshows with multimedia elements, such as images, videos, and animations ● Designing effective slide layouts, transitions, and visuals for impactful presentations ● Practice exercises for creating and delivering design-related presentations using MS PowerPoint.
4.	Tailoring Tools and Equipment
	<ul style="list-style-type: none"> ● Introduction to Newspaper Layout Design. ● MS Word for Newspaper Layout Composition ● MS PowerPoint for Designing Newspaper Page. ● Design Principles and Typography for Newspapers. ● Project: Designing a Newspaper Layout.
5.	Tailoring Garments to Fit Different Body Types
	<ul style="list-style-type: none"> ● Introduction to Magazine Layout Design ● MS Word for Magazine Content Composition ● MS PowerPoint for Designing Magazine Page. ● Design Principles and Typography for Magazines. ● Project: Designing a Magazine Layout.

D. Recommended Study Material

Sr. No.	Book	Author	Edition	Publication
1.	Tailoring Techniques for Fashion Design	by Pamela Church Gibson		
2.	The Tailoring Bible	by Nancy Zieman		
3.	Mastering Tailoring	Claire Shaeffer		

Additional Resources:

- The Tailoring Association website
- The Fashion Institute of Technology website
- The Parsons School of Design website
- The Central Saint Martins website
- The Vogue website
- The Elle website
- The Harper's Bazaar website
- The Business of Fashion website
- The Fashionista website
- The TheFashionSpot website

BUACHU1101	English	2 Credits [LTP: 2-0-0]
-------------------	----------------	-------------------------------

A. Objective: The objective of the course is:

To make students aware of the role of advanced computer applications in the field of architecture as well as communication skills. The exercises will include corporate grooming, etiquettes, and effective communication & leadership skills.

B. Course Outcomes: After studying this course you should be able to:

CO1: Understand the mechanism of language and linguistic creativity to communicate with each other.

apply writing skills effectively for a variety of professional and social communication

CO2: Understand the importance of intonation, word and sentence stress for improving communicative competence and fostering social and emotional Learning.

CO3: Apply writing skills effectively for a variety of professional and social communication.

CO4: understand the structured conversation to make their point of views clear to the listeners by reading short stories written in English.

CO5: Apply Literary expressions in academic writing.

MAPPING OF COURSE OUTCOMES WITH PROGRAMME OUTCOMES

	PO1	PO2	PO3	PO4	PO5	PO6	PO7	PO8	PO9	PO10	PO11	PO12
CO1	3	2	1	-	-	-	-	-	-	-	-	-
CO2	2	2	-	1	-	-	-	-	-	-	-	-
CO3	2	1	1	-	-	1	-	-	-	-	-	-
CO4	-	2	-	1	-	-	2	-	-	-	-	-
CO5	2	2	-	-	-	-	-	1	-	1	-	-

MAPPING OF COURSE OUTCOMES WITH PROGRAMME SPECIFIC OUTCOMES

	PSO1	PSO2	PSO3	PSO4
CO1	2	1	-	1
CO2	1	1	1	1
CO3	1	1	1	1
CO4	1	2	1	-
CO5	2	1	-	1

Note: On the basis of mapping of COs with POs, this course is related to Employability / Skill Development / Entrepreneur

Outline of the Course

Unit No.	Title of the unit	Time Required for the Unit (Hours)
1	Grammar and Usage I	7
2	Grammar and Usage II	8
3	Composition	6
4	Poems	8
5	Short Stories & Essays	8

C. Detailed Syllabus

Unit	Contents
1.	Grammar and Usage I
	<ul style="list-style-type: none"> ● Introduction to the Unit ● Tense ● Active and Passive Voice ● Modals ● Articles ● Conclusion & Real Life Application
2.	Grammar and Usage II
	<ul style="list-style-type: none"> ● Introduction to the Unit ● Parts of Speech ● Direct and Indirect Speech ● Conditionals ● Conclusion & Real-Life Application
3.	Composition
	<ul style="list-style-type: none"> ● Introduction to the Unit ● Letter writing ● Report & Review Writing ● Precis Writing ● Conclusion & Real-Life Application
4.	Poems
	<ul style="list-style-type: none"> ● Introduction to the Unit ● She walks in Beauty by Lord Byron ● Stopping by Woods on a Snowy Evening by Robert Frost ● Toads by Philip Larkin ● The Indian Weavers by Sarojini Naidu ● Conclusion & Real Life Application
5.	Short Stories & Essays
	<ul style="list-style-type: none"> ● Introduction to the Unit ● The Birthmark by Nathaniel Hawthorne ● The Night Train at Deoli by Ruskin Bond ● Shooting an Elephant by George Orwell ● Of Adversity by Francis Bacon ● Conclusion & Real Life Application

D. Recommended Study Material

Sr. No.	Book	Author	Edition	Publication
1.	English Literature	Benjamin W. Griffith	1882	Stuart Langton
2.	English Literature: Its History and Significance	William J.Long	2012	Maple Press2
3.	English Grammar and Composition	Wren & Martin	2017	S.Chand Publishing

BFTCF T1601	Calligraphy & Typography	2 Credits [LTP: 2-0-0]
--------------------	-------------------------------------	-------------------------------

A. Objective: The objective of the course is:

This course will introduce students to the fundamental principles of calligraphy and typography. Students will learn about the different types of lettering, as well as the different principles of typography. They will also learn how to use different tools and techniques to create their own calligraphy and typography designs.

B. Course Outcomes: After studying this course you should be able to:

CO1.Identify and describe the different types of lettering

CO2.Apply the principles of typography to their designs

CO3.Use different tools and techniques to create calligraphy and typography designs.

CO4.Communicate their understanding of calligraphy and typography through research papers, presentations, and creative projects.

MAPPING OF COURSE OUTCOMES WITH PROGRAMME OUTCOMES

	PO1	PO2	PO3	PO4	PO5	PO6	PO7	PO8	PO9	PO10	PO11	PO12
CO1	3	2	1	-	-	-	-	-	-	-	-	-
CO2	2	2	-	1	-	-	-	-	-	-	-	-
CO3	2	1	1	-	-	1	-	-	-	-	-	-
CO4	-	2	-	1	-	-	2	-	-	-	-	-
CO5	-	-	2	-	2	-	-	1	-	1	-	-

MAPPING OF COURSE OUTCOMES WITH PROGRAMME SPECIFIC OUTCOMES

	PSO1	PSO2	PSO3	PSO4
CO1	2	1	-	1
CO2	1	1	1	1
CO3	1	1	1	1
CO4	1	2	1	-
CO5	2	1	-	1

Note: On the basis of mapping of COs with POs, this course is related to Employability / Skill Development / Entrepreneur

Outline of the Course

Unit No.	Title of the unit	Time Required for the Unit (Hours)
1	Introduction to Calligraphy and Typography	5
2	Hand Lettering and Script Styles	5
3	Typography in Graphic Design	5
4	Digital Typography and Software Tools	5
5	Experimental Typography and Fashion Applications	4

C. Detailed Syllabus

Unit	Contents
1.	Introduction to Calligraphy and Typography
	<ul style="list-style-type: none"> Understanding the history and significance of calligraphy and typography in visual communication and design Exploring different calligraphy styles and lettering techniques Introduction to typographic terminology, anatomy of letterforms, and basic typography principles Practicing letterforms and stroke construction using traditional calligraphy tools and materials.
2.	Hand Lettering and script styles
	<ul style="list-style-type: none"> Learning various hand lettering styles, including brush lettering, modern calligraphy, and decorative scripts Understanding the structure and proportions of script letterforms Experimenting with different writing tools and techniques to create expressive and stylized lettering Applying hand lettering skills to create typography-based designs and compositions
3.	Typography in Graphic Design
	<ul style="list-style-type: none"> Exploring the role of typography in graphic design and visual communication Understanding typographic hierarchy, legibility, and readability principles Studying different typefaces, font families, and their characteristics Practicing typographic layout and composition in design projects, such as posters and branding materials
4.	Digital Typography and Software Tools
	<ul style="list-style-type: none"> Introduction to digital typography and its application in design software Exploring typography features and tools in design software, such as Adobe Photoshop and Illustrator Learning techniques for manipulating and combining typefaces digitally Creating digital typographic designs for fashion-related applications, such as logos, packaging, and digital graphics.
5.	Experimental Typography and Fashion Applications
	<ul style="list-style-type: none"> Pushing the boundaries of typography through experimentation and unconventional approaches Exploring innovative and expressive typography techniques, such as collage, 3D lettering, and mixed media Applying typography in fashion-related contexts, such as textile design, garment embellishments, and fashion branding Developing a final project that showcases the integration of calligraphy, typography, and fashion design elements.

D. Recommended Study Material

Sr. No.	Book	Author	Edition	Publication
1.	The Elements of Typographic Style	by Robert Bringhurst		
2.	The Art of Calligraphy	by Sheila Waters		
3.	Typography: A Visual History	by by Rick Poynor		

Additional Resources:

- The Society of Scribes and Illuminators website
- The International Association of Master Penmen, Engravers and Teachers of Calligraphy website
- The Type Directors Club website
- The FontShop website
- The Myfonts website
- The Fonts.com website

BUVCHU1103	Understanding Heritage	2 Credits [LTP: 2-0-0]
-------------------	-------------------------------	-------------------------------

A. Course Outcomes: After studying this course you should be able to:

CO1. Understanding the correlation between history, culture and heritage.

CO2. Understand the significance of Heritage

CO3. Develop a critical thinking approach to understanding, examining and interpreting the issues and complexities related to research, particularly in the heritage sector.

CO4. Understand the policies related to Heritage

CO5. Instill a sense of responsibilities towards our Heritage.

MAPPING OF COURSE OUTCOMES WITH PROGRAMME OUTCOMES

	PO1	PO2	PO3	PO4	PO5	PO6	PO7	PO8	PO9	PO10	PO11	PO12
CO1	3	2	1	-	-	-	-	-	-	-	-	-
CO2	2	2	-	1	-	-	-	-	-	-	-	-
CO3	2	1	1	-	-	1	-	-	-	-	-	-
CO4	-	2	-	1	-	-	2	-	-	-	-	-
CO5	2	2	-	-	-	-	-	1	-	1	-	-

MAPPING OF COURSE OUTCOMES WITH PROGRAMME SPECIFIC OUTCOMES

	PSO1	PSO2	PSO3	PSO4
CO1	2	1	-	1
CO2	1	1	1	1
CO3	1	1	1	1
CO4	1	2	1	-
CO5	2	1	-	1

Note: On the basis of mapping of COs with POs, this course is related to Employability / Skill Development / Entrepreneur

Outline of the Course

Unit No.	Title of the unit	Time Required for the Unit (Hours)
1	The Multiple Meanings and Types of Heritage	5
2	Locating Heritage	5
3	Heritage Management	5
4	Conservation and Development	5
5	Heritage policy in India	4

B. Detailed Syllabus

Unit	Contents
1.	The Multiple Meanings and Types of Heritage
	<ul style="list-style-type: none"> ● Introduction of the Unit ● Understanding heritage through history ● Heritage as a sense of place and belonging ● National heritage ● Types of Heritage ● Conclusion of the unit
2.	Locating Heritage
	<ul style="list-style-type: none"> ● Introduction of the Unit ● Heritage Tourism ● Value and Heritage ● Values and Heritage Management ● Conclusion of the unit
3.	Heritage Management
	<ul style="list-style-type: none"> ● Introduction of the Unit ● Meaning of Heritage management. ● Reasons for heritage management. ● Conclusion of the unit
4.	Conservation and Development
	<ul style="list-style-type: none"> ● Introduction of the Unit ● Conservation and development for Sustainability. ● Ways of Conservation and Development. ● Conclusion of the unit
5.	Heritage policy in India
	<ul style="list-style-type: none"> ● Introduction of the Unit ● Significance of Preserving Cultural Heritage ● Article 29 ● Article 51A ● Act 1958 ● Conclusion of the unit

D. Recommended Study Material

Sr. No.	Book	Author	Edition	Publication
1.	Indian Culture art and Heritage	PK Agrawal	2020	Prabhat Prakashan
2.	Indian Art and Culture	Nitin Singhanian	2021	McGraw Hill
3.	The A to Z of Ancient India	Kum Kum Roy	2021	Wonder House Books
4.	Ancient India: CULTURE OF CONTRADICTIONS HRTJTY	Upinder Singh	2021	Aleph Book Company

Semester -II

BFTCFT1101	Costumes History-II	2 Credits [LTP: 2-0-0]
-------------------	----------------------------	-------------------------------

A. Objective: The objective of the course

This course will introduce students to the history of costume from different parts of the world. Students will learn about the different cultures and societies that have influenced costume, as well as the different materials, techniques, and styles that have been used to create clothing.

B. Course Outcomes: After studying this course you should be able to:

CO1. Identify and describe the different cultures and societies that have influenced costume.

CO2. Understand the different materials, techniques, and styles that have been used to create clothing.

CO3. Analyze the role of costume in different cultures and societies.

CO4. Identify and discuss the influence of historic costume on contemporary fashion.

CO5. Develop their own critical thinking and analytical skills. Communicate effectively in oral and written presentations.

MAPPING OF COURSE OUTCOMES WITH PROGRAMME OUTCOMES

	PO1	PO2	PO3	PO4	PO5	PO6	PO7	PO8	PO9	PO10	PO1 1	PO1 2
CO1	3	2	1	-	-	-	-	-	-	-	-	-
CO2	2	2	-	1	-	-	-	-	-	-	-	-
CO3	2	1	1	-	-	1	-	-	-	-	-	-
CO4	-	2	-	1	-	-	2	-	-	-	-	-
CO5	2	2	-	-	-	-	-	1	-	1	-	-

MAPPING OF COURSE OUTCOMES WITH PROGRAMME SPECIFIC OUTCOMES

	PSO1	PSO2	PSO3	PSO4
CO1	2	1	-	1
CO2	1	1	1	1
CO3	1	1	1	1
CO4	1	2	1	-
CO5	2	1	-	1

Note: On the basis of mapping of COs with POs, this course is related to Employability / Skill Development / Entrepreneur

Outline of the Course

Unit No.	Title of the unit	Time Required for the Unit (Hours)
1	Ancient Civilizations' Costume History	5
2	Traditional Costume of Asia	5
3	African and Middle Eastern Costume History	5
4	Indigenous Costume of the Americas	5
5	Global Fusion and Contemporary Costume	4

C. Detailed Syllabus

Unit	Contents
1.	Ancient Civilizations' Costume History
	<ul style="list-style-type: none"> ● Introduction to the costume history of ancient civilizations outside of Europe, such as Ancient Egypt, Mesopotamia, China, India, and Mesoamerica ● Exploration of the clothing styles, materials, and techniques used in these civilizations ● Understanding the cultural, social, and historical significance of clothing in these societies ● Analyzing visual references, artifacts, and archaeological findings to study the costume elements of each civilization
2.	Traditional Costume of Asia
	<ul style="list-style-type: none"> ● Study of traditional costume history from different regions of Asia, such as Japan, Korea, China, India, and Southeast Asia ● Examination of the distinctive features, silhouettes, and details of traditional garments from these regions ● Exploration of the cultural and symbolic meanings associated with traditional Asian costumes ● Analysis of the influence of traditional Asian costume elements on contemporary fashion design
3.	African and Middle Eastern Costume History
	<ul style="list-style-type: none"> ● Survey of the costume history of various regions in Africa and the Middle East ● Study of traditional garments, textiles, and decorative techniques used in these regions ● Understanding the historical, social, and religious contexts that influenced African and Middle Eastern costumes ● Analysis of the cultural significance of garments, accessories, and body adornments in these regions
4.	Indigenous Costume of the Americas
	<ul style="list-style-type: none"> ● Exploration of the costume history of Indigenous peoples in North, Central, and South America ● Study of traditional garments, weaving techniques, and symbolic motifs used in Indigenous costume ● Understanding the cultural and spiritual significance of clothing and regalia in Indigenous cultures ● Analysis of the adaptation and preservation of Indigenous costume in contemporary fashion design
5.	Global Fusion and Contemporary Costume
	<ul style="list-style-type: none"> ● Examining the impact of globalization, migration, and cultural exchange on contemporary costume ● Exploration of hybridity, fusion, and cross-cultural influences in modern fashion design ● Understanding the role of costume in expressing cultural identity and promoting diversity ● Analysis of contemporary fashion designers who draw inspiration from diverse global costume traditions

D. Recommended Study Material

Sr. No.	Book	Author	Edition	Publication
1.	The History of Costume	by Janet Arnold		
2.	World Costume: A Cultural History	by Valerie Steele		
3.	Costume and Culture: A Global Perspective	by Joanne B. Eicher		

Additional Resources:

- The Metropolitan Museum of Art Costume Institute website
- The Victoria and Albert Museum website
- The Kyoto Costume Institute website
- The Museum of Fine Arts, Boston website
- The Fowler Museum at UCLA website

BFTC FT1102	Fiber To Fabric	2 Credits [LTP: 2-0-0]
--------------------	------------------------	-------------------------------

A. Objective: The objective of the course is:

This course will introduce students to the fundamental concepts of textiles. Students will learn about the different fibers, yarns, fabrics, and finishes that are used to create clothing. They will also learn about the different properties of textiles, such as their strength, drape, and colorfastness.

B. Course Outcomes: After studying this course you should be able to:

CO1.Identify and describe the different fibers, yarns, fabrics, and finishes that are used to create clothing.

CO2.Understand the different properties of textiles

CO3.Apply their knowledge of textiles to their fashion design work

CO4.Communicate their understanding of textiles through research papers, presentations, and creative projects

CO5.Develop their own creative and expressive skills in Fiber To Fabric. Communicate effectively in oral and written presentations.

MAPPING OF COURSE OUTCOMES WITH PROGRAMME OUTCOMES

	PO1	PO2	PO3	PO4	PO5	PO6	PO7	PO8	PO9	PO10	PO11	PO12
CO1	2	2	1	-	-	-	-	-	-	-	-	-
CO2	2	2	-	1	-	-	-	-	-	-	-	-
CO3	2	1	1	-	-	1	-	-	-	-	-	-
CO4	-	2	-	1	-	-	2	-	-	-	-	-
CO5	2	2	-	-	-	-	-	1	-	1	-	-

MAPPING OF COURSE OUTCOMES WITH PROGRAMME SPECIFIC OUTCOMES

	PSO1	PSO2	PSO3	PSO4
CO1	2	1	-	1
CO2	1	1	1	1
CO3	1	1	1	1
CO4	1	2	1	-
CO5	2	1	-	1

Note: On the basis of mapping of COs with POs, this course is related to Employability / Skill Development / Entrepreneur

Outline of the Course

Unit No.	Title of the unit	Time Required for the Unit (Hours)
1	Introduction to Textiles and Fibers	5
2	Fabric construction and weaving techniques	5
3	Dyeing and Printing Techniques	5
4	Fabric Finishes and Surface Treatments	5
5	Sustainable Textiles and Future Trends	4

C. Detailed Syllabus

Unit	Contents
1.	Introduction to Textiles and Fibers
	<ul style="list-style-type: none"> ● Overview of the textile industry and its significance in fashion design ● Study of natural fibers (such as cotton, silk, wool) and synthetic fibers (such as polyester, nylon, acrylic) ● Understanding the properties and characteristics of different textile fibers ● Introduction to fiber identification and textile testing methods
2.	Fabric Construction and Weaving Techniques
	<ul style="list-style-type: none"> ● Exploration of fabric construction methods, including weaving, knitting, and non-woven techniques ● Understanding different types of weaves and their effects on fabric characteristics ● Study of knitting stitches, patterns, and fabric structures ● Introduction to non-woven techniques, such as felting and bonding.
3.	Dyeing and Printing Techniques
	<ul style="list-style-type: none"> ● Introduction to textile dyeing and printing processes ● Understanding different dye types and their applications ● Exploration of various printing techniques, including screen printing, block printing, and digital printing ● Study of color mixing, pattern placement, and repeat design in textile printing
4.	Fabric Finishes and Surface Treatments
	<ul style="list-style-type: none"> ● Examination of fabric finishes, such as bleaching, mercerization, and calendering ● Understanding the purpose and effects of different fabric finishes ● Exploration of surface treatments, including embroidery, appliqué, and embellishments ● Study of fabric manipulation techniques, such as pleating, smocking, and quilting.
5.	Sustainable Textiles and Future Trends
	<ul style="list-style-type: none"> ● Discussion of sustainable practices and considerations in the textile industry ● Exploration of eco-friendly fibers, recycled textiles, and sustainable production methods ● Understanding the impact of textiles on the environment and ethical fashion practices ● Study of emerging trends in textile innovation, such as smart textiles and bio-textiles.

D. Recommended Study Material

Sr. No.	Book	Author	Edition	Publication
1.	The Textile Book	by Anne Wilson		
2.	The Language of Clothes	by Linda Welters and Valerie Steele		
3.	Textiles: Materials, Structures, and Processes	by Pamela Church Gibson		

Additional Resources:

- The American Association of Textile Chemists and Colorists website
- The Textile Institute website
- The Fashion Institute of Technology website
- The Parsons School of Design website
- The Central Saint Martins website

BFTC T2201	Visualization & Representation Technique II	3 Credits [LTP: 2-0-2]
-------------------	--	-------------------------------

A. Objective: The objective of the course is:

This course will introduce students to the fundamental concepts of color and rendering. Students will learn about the different properties of color, such as hue, saturation, and value. They will also learn about the different techniques of rendering, such as sketching, painting, and digital rendering.

B. Course Outcomes: After studying this course you should be able to:

CO1. Identify and describe the different properties of color

CO2. Apply their knowledge of color to their fashion design work

CO3. Use different techniques of rendering to create realistic and stylized images

CO4. Communicate their understanding of color and rendering through research papers, presentations, and creative projects.

CO5. Communicate their design ideas effectively through sketches and drawings.

MAPPING OF COURSE OUTCOMES WITH PROGRAMME OUTCOMES

	PO1	PO2	PO3	PO4	PO5	PO6	PO7	PO8	PO9	PO10	PO11	PO12
CO1	2	2	1	-	-	-	-	-	-	-	-	-
CO2	2	-	2	1	-	-	-	-	-	-	-	-
CO3	-	2	1	-	1	1	-	-	-	-	-	-
CO4	-	2	-	1	-	-	2	-	1	-	-	-
CO5	-	-	-	2	-	2	-	1	-	1	-	-

MAPPING OF COURSE OUTCOMES WITH PROGRAMME SPECIFIC OUTCOMES

	PSO1	PSO2	PSO3	PSO4
CO1	2	1	-	1
CO2	1	1	1	1
CO3	1	1	1	1
CO4	1	2	1	-
CO5	2	1	-	1

Note: On the basis of mapping of COs with POs, this course is related to Employability / Skill Development / Entrepreneur

Outline of the Course

Unit No.	Title of the unit	Time Required for the Unit (Hours)
1	Introduction to Color Theory	10
2	Color Rendering Techniques	10
3	Color and Fabric Selection	9
4	Color Psychology and Branding	9
5	Digital Color Tools and Applications	10

C. Detailed Syllabus

Unit	Contents
1.	Introduction to Color Theory
	<ul style="list-style-type: none"> Understanding the basics of color theory and its application in fashion design Exploring color properties such as hue, value, and saturation Studying color harmonies and relationships, including complementary, analogous, and monochromatic schemes Analyzing the psychological and cultural influences of color in fashion
2.	Color Rendering Techniques
	<ul style="list-style-type: none"> Introduction to various techniques for rendering colors in fashion illustrations Exploring traditional media, such as watercolors, colored pencils, and markers, for color rendering Learning shading, blending, and layering techniques to create realistic color representations Practicing color rendering on fashion figures, fabric swatches, and design sketches
3.	Color and Fabric Selection
	<ul style="list-style-type: none"> Understanding the relationship between color and fabric in fashion design Studying the impact of different fabric textures and finishes on color perception Exploring color considerations for various garment types and fashion applications Analyzing the role of color in fabric dyeing, printing, and surface treatments
4.	Color Psychology and Branding
	<ul style="list-style-type: none"> Examining the psychological and emotional associations of colors Understanding how color choices can communicate brand identity and evoke specific emotions Exploring case studies of successful fashion brands and their use of color in branding Applying color psychology principles to create cohesive color palettes for fashion collections.
5.	Digital Color Tools and Applications
	<ul style="list-style-type: none"> Introduction to digital tools and software for color exploration and visualization Exploring color libraries, palettes, and digital color matching systems Learning to create digital color swatches and apply color to fashion designs digitally Applying digital rendering techniques to create realistic and dynamic color representations.

D. Recommended Study Material

Sr. No.	Book	Author	Edition	Publication
1.	Color: A Course in Basic Color Theory and Application	by Betty Edwards		
2.	The Elements of Color	by Josef Albers		
3.	Color for Fashion Design	by Suzie O'Connor		

Additional Resources:

- The Color Association of the United States website
- The Pantone website
- The Adobe Color website
- The Colors website
- The Color Hunt website

BFTC FT2202	Material Study II	3 Credits [LTP: 2-0-2]
--------------------	--------------------------	-------------------------------

A. Objective: The objective of the course is:

This course will introduce students to the fundamental concepts of material studies. Students will learn about the different types of materials used in fashion, such as textiles, leather, and plastics. They will also learn about the different properties of materials, such as their weight, drape, and color fastness.

B. Course Outcomes: After studying this course you should be able to:

CO1.Identify and describe the different types of materials used in fashion

CO2.Understand the different properties of materials

CO3.Apply their knowledge of materials to their fashion design work

CO4.Communicate their understanding of material studies through research papers, presentations, and creative projects

CO5.Fuse different materials for making any product or to use them in any of the design projects.

MAPPING OF COURSE OUTCOMES WITH PROGRAMME OUTCOMES

	PO1	PO2	PO3	PO4	PO5	PO6	PO7	PO8	PO9	PO10	PO11	PO12
CO1	3	2	1	-	-	-	-	-	-	-	-	-
CO2	2	2	-	1	-	-	-	-	-	-	-	-
CO3	2	1	1	-	-	1	-	-	-	-	-	-
CO4	-	2	-	1	-	-	2	-	-	-	-	-
CO5	2	2	-	-	-	-	-	1	-	1	-	-

MAPPING OF COURSE OUTCOMES WITH PROGRAMME SPECIFIC OUTCOMES

	PSO1	PSO2	PSO3	PSO4
CO1	2	1	-	1
CO2	1	1	1	1
CO3	1	1	1	1
CO4	1	2	1	-
CO5	2	1	-	1

Note: On the basis of mapping of COs with POs, this course is related to Employability / Skill Development / Entrepreneur

Outline of the Course

Unit No.	Title of the unit	Time Required for the Unit (Hours)
1	Introduction to Textiles and Materials	10
2	Fabric Manipulation Techniques	10
3	Sustainable and Eco-Friendly Materials	9
4	Experimental and Innovative Materials	9
5	Material Research and Trend Analysis	10

C. Detailed Syllabus

Unit	Contents
1.	Introduction to Textiles and Materials
	<ul style="list-style-type: none"> ● Overview of the importance of textiles and materials in fashion design ● Introduction to different types of textiles and materials used in the fashion industry ● Understanding the properties, characteristics, and applications of various fabric types ● Exploring the impact of material selection on garment design and functionality
2.	Fabric Manipulation Techniques
	<ul style="list-style-type: none"> ● Introduction to fabric manipulation techniques used in fashion design ● Exploring techniques such as pleating, smocking, gathering, and ruching ● Understanding the effects of fabric manipulation on garment silhouettes and textures ● Practicing fabric manipulation techniques through hands-on exercises and projects.
3.	Sustainable and Eco-Friendly Materials
	<ul style="list-style-type: none"> ● Study of sustainable and eco-friendly materials in the fashion industry ● Exploring alternatives to traditional textiles, such as organic fabrics, recycled materials, and upcycled materials ● Understanding the importance of ethical sourcing and production practices in fashion design ● Analyzing the environmental impact of different materials and promoting sustainable choices.
4.	Experimental and Innovative Materials
	<ul style="list-style-type: none"> ● Exploration of experimental and innovative materials used in contemporary fashion design ● Studying unconventional materials such as plastics, metals, unconventional fibers, and smart textiles ● Understanding the creative and functional possibilities offered by these materials ● Applying experimental materials in fashion design projects and exploring their potential applications.
5.	Material Research and Trend Analysis
	<ul style="list-style-type: none"> ● Conducting material research and trend analysis for fashion design ● Studying current and emerging material trends in the fashion industry ● Analyzing material usage and innovation in renowned fashion collections ● Applying research findings to develop material-focused design concepts and collections.

D. Recommended Study Material

Sr. No.	Book	Author	Edition	Publication
1.	Rendering with pen & ink	Robert W. Gill,	1984	Thames & Hudson Publishing
2.	A Foundation Course in Drawing: A Complete Program of Techniques and Skills,	Peter Stayner & Terry Rosenberg	2003	Arcturus Publishing Ltd.
3.	Color theory: An essential guide to color	Walter Foster Publishing.	2013	Chois Gallery Publishing
4.	Designers Color Manual: The complete guide to color theory & application,	Tom Fraser & Adam Banks	2004	Chronicle Books

Additional Resources

- The Textile Institute website
- The Fashion Institute of Technology website
- The Parsons School of Design website
- The Central Saint Martins website
- The Material Connexion website

BFTC FT2203	Basics of Pattern Making	3 Credits [LTP: 0-0-4]
--------------------	---------------------------------	-------------------------------

A. Objective: The objective of the course is:

This course will introduce students to the fundamental concepts of pattern making. Students will learn about the different types of patterns, as well as the different steps involved in creating a pattern. They will also learn how to use pattern making tools and techniques.

B. Course Outcomes: After studying this course you should be able to:

CO1.Identify and describe the different types of patterns

CO2.Understand the different steps involved in creating a pattern

CO3.Use pattern making tools and techniques

CO4.Create basic patterns for different garments.

CO5. Create different types patterns for any product or to use them in any of the design projects.

MAPPING OF COURSE OUTCOMES WITH PROGRAMME OUTCOMES

	PO1	PO2	PO3	PO4	PO5	PO6	PO7	PO8	PO9	PO10	PO11	PO12
CO1	2		2	-	1	-	-	-	-	-	-	-
CO2	2	2	-	1	-	-	-	-	-	-	-	-
CO3	-	1	2	-	-	1	-	-	-	-	-	-
CO4	-	2	-	1	2	-	1	-	-	-	-	-
CO5	1	-	-	2	-	-	-	1	-	1	-	-

MAPPING OF COURSE OUTCOMES WITH PROGRAMME SPECIFIC OUTCOMES

	PSO1	PSO2	PSO3	PSO4
CO1	2	1	-	1
CO2	1	1	1	1
CO3	1	1	1	1
CO4	1	2	1	-
CO5	2	1	-	1

Note: On the basis of mapping of COs with POs, this course is related to Employability / Skill Development / Entrepreneur

Outline of the Course

Unit No.	Title of the unit	Time Required for the Unit (Hours)
1	Introduction to Pattern Making	10
2	Basic Pattern Manipulation	10
3	Creating Basic Blocks	9
4	Fitting and Adjustments	9
5	Developing and Modifying Patterns	10

C. Detailed Syllabus

Unit	Contents
1.	Introduction to Pattern Making
	<ul style="list-style-type: none"> ● Overview of pattern making as a fundamental skill in fashion design ● Understanding the purpose and importance of patterns in garment construction ● Introduction to pattern making tools and equipment ● Exploring basic pattern making terminology and principles.
2.	Basic Pattern Manipulation
	<ul style="list-style-type: none"> ● Understanding the concept of pattern manipulation and its role in creating different garment styles ● Study of basic pattern manipulation techniques, such as dart manipulation, seam manipulation, and slash-and-spread ● Practicing pattern manipulation exercises to create variations in neckline, sleeve, and silhouette ● Applying pattern manipulation techniques to adapt basic block patterns into new designs.
3.	Creating Basic Blocks
	<ul style="list-style-type: none"> ● Introduction to basic block patterns, including bodice, skirt, and sleeve blocks ● Understanding the construction and fitting principles of basic blocks ● Learning how to take accurate body measurements and translate them into basic block patterns ● Developing a set of custom-fit basic blocks for different body types.
4.	Fitting and Adjustments
	<ul style="list-style-type: none"> ● Understanding the importance of garment fit and the role of pattern adjustments ● Identifying common fitting issues and learning how to make necessary pattern adjustments ● Exploring techniques for grading patterns to different sizes ● Practicing fitting and adjustment techniques on basic block patterns and muslins.
5.	Developing and Modifying Patterns
	<ul style="list-style-type: none"> ● Applying pattern making skills to develop and modify patterns for specific designs ● Exploring pattern adaptations for different garment types, such as dresses, pants, and jackets ● Learning how to create style lines, add details, and incorporate design elements into patterns ● Creating pattern variations through experimentation with design elements and fabric manipulation.

D. Recommended Study Material

Sr. No.	Book	Author	Edition	Publication
1.	Patternmaking for Fashion Design	by Helen Joseph-Armstrong		
2.	Patternmaking: The Fundamentals of Flat Pattern Design	by Winifred Aldrich		
3.	Patternmaking for Fashion: The Complete Guide to Draping and Flat Pattern Design	by Claire Shaeffer		

Additional Resources:

- The Patternmaking Association website
- The Fashion Institute of Technology website
- The Parsons School of Design website
- The Central Saint Martins website
- The Pattern Magic website

BFTCFT1111	Fashion Communication	2 Credits [LTP: 2-0-0]
-------------------	------------------------------	-------------------------------

A. Objective: The objective of the course is:

This course will introduce students to the fundamental concepts of fashion communication. Students will learn about the different ways that fashion is communicated, such as through fashion shows, advertising, and social media. They will also learn about the different aspects of fashion communication, such as branding, marketing, and public relations.

B. Course Outcomes: After studying this course you should be able to:

CO1.Identify and describe the different ways that fashion is communicated

CO2.Understand the different aspects of fashion communication

CO3.Apply their knowledge of fashion communication to their own work

CO4.Communicate their understanding of fashion communication through research papers, presentations, and creative projects.

MAPPING OF COURSE OUTCOMES WITH PROGRAMME OUTCOMES

	PO1	PO2	PO3	PO4	PO5	PO6	PO7	PO8	PO9	PO10	PO11	PO12
CO1	2	2	-	1	-	-	-	-	-	-	-	-
CO2	-	2	-	-	1	-	-	2	-	-	-	-
CO3	2	1	1	-	-	1	-	-	-	-	-	-
CO4	-		2	1	-	-	2	-	-	1	-	-
CO5	1	2	-	-	1	-	-	1	-	1	-	-

MAPPING OF COURSE OUTCOMES WITH PROGRAMME SPECIFIC OUTCOMES

	PSO1	PSO2	PSO3	PSO4
CO1	2	1	-	1
CO2	1	1	1	1
CO3	1	1	1	1
CO4	1	2	1	-
CO5	2	1	-	1

Note: On the basis of mapping of COs with POs, this course is related to Employability / Skill Development / Entrepreneur

Outline of the Course

Unit No.	Title of the unit	Time Required for the Unit (Hours)
1	Introduction to Fashion Communication	5
2	Fashion Shows	5
3	Advertising	5
4	Social Media	5
5	Branding, Marketing, and Public Relations	4

C. Detailed Syllabus

Unit	Contents
1.	Introduction to Fashion Communication
	<ul style="list-style-type: none"> • What is fashion communication? • The different ways that fashion is communicated • The different aspects of fashion communication.
2.	Fashion Shows
	<ul style="list-style-type: none"> • The history of fashion shows • The different types of fashion shows • The role of fashion shows in fashion communication.
3.	Advertising
	<ul style="list-style-type: none"> • The history of fashion advertising • The different types of fashion advertising • The role of fashion advertising in fashion communication
4.	Social Media
	<ul style="list-style-type: none"> • The history of social media in fashion • The different ways that fashion is communicated on social media • The role of social media in fashion communication
5.	Branding, Marketing, and Public Relations
	<ul style="list-style-type: none"> • Branding • Marketing • Public relations • The role of branding, marketing, and public relations in fashion communication.

D. Recommended Study Material

Sr. No.	Book	Author	Edition	Publication
1.	Fashion: The Key Concepts by Valerie Steele			
2.	Fashion Marketing by Pamela Church Gibson			
3.	Fashion Communication by Suzie O'Connor			

Additional Resources:

- The Fashion Institute of Technology website
- The Parsons School of Design website
- The Central Saint Martins website
- The Business of Fashion website
- The Fashionista website
- TheFashionSpot website.

BFTCFT2112	Innovation & Concept Development	3 Credits [LTP: 2-0-2]
-------------------	---	-------------------------------

A. Objective: The objective of the course is:

This course will introduce students to the fundamental concepts of innovation and concept development. Students will learn about the different ways to identify and develop new ideas, as well as the different methods for testing and evaluating new concepts. They will also learn about the different roles that innovation and concept development play in the fashion industry.

B. Course Outcomes: After studying this course you should be able to:

CO1.Identify and describe different ways to identify and develop new ideas

CO2.Understand the different methods for testing and evaluating new concepts

CO3.Apply their knowledge of innovation and concept development to their own work

CO4.Communicate their understanding of innovation and concept development through research papers, presentations, and creative projects.

MAPPING OF COURSE OUTCOMES WITH PROGRAMME OUTCOMES

	PO1	PO2	PO3	PO4	PO5	PO6	PO7	PO8	PO9	PO10	PO11	PO12
CO1	2	2	-	1	-	-	-	-	-	-	-	-
CO2	-	2	-	-	1	-	-	2	-	-	-	-
CO3	2	1	1	-	-	1	-	-	-	-	-	-
CO4	-		2	1	-	-	2	-	-	1	-	-
CO5	1	2	-	-	1	-	-	1	-	1	-	-

MAPPING OF COURSE OUTCOMES WITH PROGRAMME SPECIFIC OUTCOMES

	PSO1	PSO2	PSO3	PSO4
CO1	2	1	-	1
CO2	1	1	1	1
CO3	1	1	1	1
CO4	1	2	1	-
CO5	2	1	-	1

Note: On the basis of mapping of COs with POs, this course is related to Employability / Skill Development / Entrepreneur

Outline of the Course

Unit No.	Title of the unit	Time Required for the Unit (Hours)
1	Introduction to Innovation and Concept Development	10
2	Creative Problem Solving	10
3	Market Research	9
4	Consumer Insights	9
5	Prototyping	10

C. Detailed Syllabus

Unit	Contents
1.	Introduction to Innovation and Concept Development
	<ul style="list-style-type: none"> • What is innovation? • What is concept development? • The different ways to identify and develop new ideas • The different methods for testing and evaluating new concepts
2.	Creative Problem Solving
	<ul style="list-style-type: none"> • What is innovation? • What is concept development? • The different ways to identify and develop new ideas • The different methods for testing and evaluating new concepts
3.	Market Research
	<ul style="list-style-type: none"> • The different types of market research • How to conduct market research • How to interpret market research results
4.	Consumer Insights
	<ul style="list-style-type: none"> • How to understand consumer needs and wants • How to use consumer insights to develop new ideas
5.	Prototyping
	<ul style="list-style-type: none"> • What is prototyping? • The different types of prototyping • How to create prototypes • How to use prototypes to test and evaluate new concepts

D. Recommended Study Material

Sr. No.	Book	Author	Edition	Publication
1.	Innovation: The Key Concepts	by David Kelley and Tom Kelley		
2.	Creative Problem Solving	by James Webb Young		
3.	The Design of Everyday Things	by Donald A. Norman		

Additional Resources:

- The Design Council website
- The IDEO website
- The MIT Media Lab website
- The Interaction Design Foundation website
- The Fast Company website
-

BUACHU2103	Language & Conversation	2 Credits [LTP: 2-0-0]
-------------------	------------------------------------	-------------------------------

A. Objective: The objective of the course is:

B. Course Outcomes: After studying this course you should be able to:

CO1: Understand and apply communication theory & critically think about communication processes and messages.

CO2: Write effectively for a variety of contexts and audiences.

CO3: Interact skill fully and ethically & recognize the effects of diversity, access, and power on communication.

CO4: Develop and deliver professional presentations.

CO5: Engage in scholarly inquiry and social scientific research.

MAPPING OF COURSE OUTCOMES WITH PROGRAMME OUTCOMES

	PO1	PO2	PO3	PO4	PO5	PO6	PO7	PO8	PO9	PO10	PO11	PO12
CO1	3	2	1	-	-	-	-	-	-	-	-	-
CO2	2	2	-	1	-	-	-	-	-	-	-	-
CO3	2	1	1	-	-	1	-	-	-	-	-	-
CO4	-	2	-	1	-	-	2	-	-	-	-	-
CO5	2	2	-	-	-	-	-	1	-	1	-	-

MAPPING OF COURSE OUTOCMES WITH PROGRAMME SPECIFIC OUTCOMES

	PSO1	PSO2	PSO3	PSO4
CO1	2	1	-	1
CO2	1	1	1	1
CO3	1	1	1	1
CO4	1	2	1	-
CO5	2	1	-	1

Note: On the basis of mapping of COs with POs, this course is related to Employability / Skill Development / Entrepreneur

Outline of the Course

Unit No.	Title of the unit	Time Required for the Unit (Hours)
1.	Communication Process	6
2.	Types of Communication & Barriers to Communication	5
3.	Listening Skills & Reading Skills	5
4.	Conversation Skills	4
5.	Telephone Etiquette	4

C. Detailed Syllabus

Unit	Unit Details
1.	Communication Process
	<ul style="list-style-type: none"> ● Introduction to the Unit ● What is communication? ● The communication model ● Elements of communication ● Importance of effective communication skills in the business world ● Components of Communication ● Process, practicing effective communication, good communication Vs effective communication, styles of communication, intercultural communication skills- need for attitude ● change and benefits ● Conclusion & Real Life Application
2.	Types of Communication & Barriers to communication
	<ul style="list-style-type: none"> ● Introduction to the Unit ● Verbal Communication ● Non Verbal Communication ● Written Communication ● Do's and don'ts of each type ● Barriers to effective communication and how to overcome them ● Interaction of verbal and non-verbal communication, talents of a corporate communicator, silence- merits and limitations of each type ● Conclusion & Real Life Application
3.	Listening Skills & Reading Skills
	<ul style="list-style-type: none"> ● Introduction to the Unit ● What is listening ● Various types of listening – Active, passive, selective, listening and note taking, listening and comprehending, listening to speak, ● Principles of good listening ● Techniques to develop effective listening skills ● Reading Skills- skimming, scanning and inferring- common reading techniques, ● Practicing smart reading. ● Conclusion & Real Life Application
4.	Conversation Skills
	<ul style="list-style-type: none"> ● Introduction to the Unit ● Importance of conversation skills ● Features of a good conversation ● Tips to improve Conversation skills ● Importance of questioning skills, techniques to ask right questions- role play situations to practice the same, discussing issues (social, political and cultural), formal and informal conversation ● Conclusion & Real Life Application

5.	Telephone Etiquette
	<ul style="list-style-type: none"> ● Introduction to the Unit ● Basic rules of telephone etiquette- formal vs. informal; tone, pitch and vocabulary related to formal ways of speaking over the phone, leaving voice messages; practice sessions (role plays) ● Persuasive communication: What is persuasive communication, different techniques of persuasive communication, How to negotiate using persuasive communication, the act of negotiation, negotiation style and their contexts, fundamentals of negotiation, common hurdles in negotiation and how to overcome them ● Conclusion & Real Life Application

D. Recommended Study Material

Sr. No.	Book	Author	Edition	Publication
1	Effective Communication	John Adir	2003	London: Pan Macmillan Ltd.
2.	The Quick and Easy Way to Effective Speaking	Dale Carnegie	1977	New York: Sterling
3.	Speak with Power and Confidence	Collins, Patrick	2009	New York: Sterling
4.	Common Mistakes in English	Fitikides, T. J.	1984	London: Orient Longman

BFTCFT2601	Fashion makeup & Image Creation	2 Credits [LTP: 2-0-0]
-------------------	--	-------------------------------

A. Objective: The objective of the course is:

This course will introduce students to the fundamental concepts of fashion makeup and image creation. Students will learn about the different techniques used in fashion makeup, as well as the different ways to create different looks. They will also learn about the different roles that fashion makeup and image creation play in the fashion industry.

B. Course Outcomes: After studying this course you should be able to:

CO1.Identify and describe different techniques used in fashion makeup

CO2.Apply different techniques to create different looks

CO3.Communicate their understanding of fashion makeup and image creation through research papers, presentations, and creative projects.

MAPPING OF COURSE OUTCOMES WITH PROGRAMME OUTCOMES

	PO1	PO2	PO3	PO4	PO5	PO6	PO7	PO8	PO9	PO10	PO11	PO12
CO1	3	2	1	-	-	-	-	-	-	-	-	-
CO2	2	2	-	1	-	-	-	-	-	-	-	-
CO3	2	1	1	-	-	1	-	-	-	-	-	-
CO4	-	2	-	1	-	-	2	-	-	-	-	-
CO5	2	2	-	-	-	-	-	1	-	1	-	-

MAPPING OF COURSE OUTOCMES WITH PROGRAMME SPECIFIC OUTCOMES

	PSO1	PSO2	PSO3	PSO4
CO1	2	1	-	1
CO2	1	1	1	1
CO3	1	1	1	1
CO4	1	2	1	-
CO5	2	1	-	1

Note: On the basis of mapping of COs with POs, this course is related to Employability / Skill Development / Entrepreneur

Outline of the Course

Unit No.	Title of the unit	Time Required for the Unit (Hours)
1	Introduction to Fashion Makeup	5
2	Makeup for Fashion Photography	5
3	Creative Makeup and Avant-Garde Looks	5
4	Makeup for Runway and Fashion Shows	5
5	Professional Makeup and Image Creation	4

C. Detailed Syllabus

Unit	Contents
1.	Introduction to Fashion Makeup
	<ul style="list-style-type: none"> ● Overview of the role and significance of makeup in fashion design and styling ● Understanding the basic principles of makeup application and techniques ● Exploring different makeup products, tools, and their uses in the fashion industry ● Introduction to facial anatomy and skin types for makeup application
2.	Makeup for Fashion Photography
	<ul style="list-style-type: none"> ● Understanding the specific requirements and techniques for makeup in fashion photography ● Exploring lighting, composition, and color considerations in relation to makeup for the camera ● Learning how to create different makeup looks for editorial shoots and fashion campaigns ● Practicing makeup application and styling for fashion photography projects
3.	Creative Makeup and Avant-Garde Looks
	<ul style="list-style-type: none"> ● Introduction to creative and avant-garde makeup styles in fashion design ● Exploring experimental and unconventional makeup techniques and materials ● Understanding the role of makeup in creating artistic and conceptual fashion statements ● Practicing creative makeup techniques through hands-on projects and runway-inspired looks.
4.	Makeup for Runway and Fashion Shows
	<ul style="list-style-type: none"> ● Study of makeup trends and techniques specific to runway and fashion show environments ● Understanding the collaboration between makeup artists, fashion designers, and hairstylists ● Learning how to interpret and execute makeup looks based on fashion show themes and designer visions ● Practicing backstage makeup skills, quick changes, and runway makeup application.
5.	Professional Makeup and Image Creation
	<ul style="list-style-type: none"> ● Introduction to professional makeup services and client communication ● Understanding the importance of establishing a makeup portfolio and building a professional image ● Exploring bridal makeup, special occasion makeup, and makeup for fashion events ● Practicing professional makeup application, client consultations, and portfolio development.

D. Recommended Study Material

Sr. No.	Book	Author	Edition	Publication
1.	The Beauty of Fashion Makeup	by Lisa Eldridge		
2.	Fashion Makeup: The Ultimate Guide to Creating Stunning Looks	by Michele Magnani		
3.	Face Forward: The Ultimate Guide to Fashion Makeup	by Kevyn Aucoin		

Additional Resources:

- The Fashion Institute of Technology website
- The Parsons School of Design website
- The Central Saint Martins website
- The Vogue website
- The Elle website
- The Marie Claire website

BUVCSA210	ENVIRONMENT AND SUSTAINABILITY	2.0Credits [LTP:2-0-0]
-----------	--------------------------------	------------------------

A. Objective: The objective of the course is:

This course will introduce students to the fundamental concepts of fashion makeup and image creation. Students will learn about the different techniques used in fashion makeup, as well as the different ways to create different looks. They will also learn about the different roles that fashion makeup and image creation play in the fashion industry.

B. Course Outcomes: After studying this course you should be able to:

CO1: Understanding of the concept of sustainable development

CO2: Classification of energy resources depending upon their origin and their conservation

CO3: Understanding of the Disaster Management

CO4: Summarize social issues related to population, resettlement and rehabilitation of project affected persons

CO5: Understanding of the local environmental assets with simple ecosystems and identify local flora and fauna.

MAPPING OF COURSE OUTCOMES WITH PROGRAMME OUTCOMES

	PO1	PO2	PO3	PO4	PO5	PO6	PO7	PO8	PO9	PO10	PO11	PO12
CO1	3	2	1	-	-	-	-	-	-	-	-	-
CO2	2	2	-	1	-	-	-	-	-	-	-	-
CO3	2	1	1	-	-	1	-	-	-	-	-	-
CO4	-	2	-	1	-	-	2	-	-	-	-	-
CO5	2	2	-	-	-	-	-	1	-	1	-	-

MAPPING OF COURSE OUTCOMES WITH PROGRAMME SPECIFIC OUTCOMES

	PSO1	PSO2	PSO3	PSO4
CO1	2	1	-	1
CO2	1	1	1	1
CO3	1	1	1	1
CO4	1	2	1	-
CO5	2	1	-	1

Note: On the basis of mapping of COs with POs, this course is related to Employability / Skill Development / Entrepreneur

Outline of the Course

Unit No.	Title of the unit	Time Required for the Unit (Hours)
1.	Introduction of Sustainable development concept	5
2.	Energy resources and conservation	5
3.	Disaster Management	5
4.	Role of Environment in Human Society	5
5.	Field Work	4

C. Detailed Syllabus

Unit	Unit Details
1.	Introduction of Sustainable development concept
	<ul style="list-style-type: none"> ● Introduction of Unit ● Concept of sustainability and sustainable development. ● Ecosystem: Structure and function of ecosystem ● Energy flow in an ecosystem: food chains, food webs and ecological succession. · Case studies of the following ecosystems: Forest ecosystem, Grassland ecosystem, Desert ecosystem, Aquatic ecosystems ● Biodiversity and Conservation ● Conclusion & Real Life Application
2.	Energy resources and conservation
	<ul style="list-style-type: none"> ● Introduction of Unit ● Energy resources: Renewable and non-renewable energy sources, use of alternate energy sources, growing energy needs, case studies. ● Environment Laws: Environment Protection Act; Air (Prevention & Control of Pollution) Act; Water (Prevention and control of Pollution) Act; Wildlife Protection Act; Forest Conservation Act. ● International agreements: Montreal and Kyoto protocols and Convention on Biological Diversity (CBD) ● Conclusion & Real Life Application
3.	Disaster Management
	<ul style="list-style-type: none"> ● Introduction of the Unit ● Disaster management: floods, earthquake, cyclones and landslides. ● Climate change, global warming, ozone layer depletion ● Acid rain and impacts on human communities and agriculture ● Conclusion & Real Life Application

	<ul style="list-style-type: none"> ● Acid rain and impacts on human communities and agriculture ● Conclusion & Real Life Application
4.	Role of Environment in Human Society
	<ul style="list-style-type: none"> ● Introduction of Unit ● Human population growth: Impacts on environment, human health and welfare. · Resettlement and rehabilitation of project affected persons; case studies. · Disaster management: floods, earthquake, cyclones and landslides. ● Conclusion & Real Life Application
5.	Field Work
	<ul style="list-style-type: none"> ● Introduction of Unit ● Visit to an area to document environmental assets: river/ forest/ flora/fauna, etc. · Visit to a local polluted site-Urban/Rural/Industrial/Agricultural. ● Study of common plants, insects, birds and basic principles of identification. · Study of simple ecosystems-pond, river, dissert etc. ● Conclusion & Real Life Application

Sr. No.	Book	Author	Edition	Publication
1	Natural Resource Conservation – Management for Sustainable Future	Owen, O.S, Chiras, D.D, &Reganold, J.P.	1998	Prentice Hall.
2.	Fundamentals of Materials for Energy and Environmental Sustainability.	Ginley, D.S. &Cahen, D	2011	Cambridge University Press.
3.	Environmental Science.	Miller, T.G.	2012	Wadsworth Publishing Co
4.	Conservation of Natural Resources	Klee, G.A	2001	Prentice Hall Publication.

Note:

* Poornima Trends (Annual Fashion Show) to be scheduled between the months of February and March.

* 15 days of classes to be suspended immediately before Poornima Trends for fashion show preparation.

* The suspended classes to be managed during the entire semester or through extra classes (if required)

Semester III

BFTCFT3101	Textile Study - I	2 Credits [LTP: 2-0-0]
-------------------	--------------------------	-------------------------------

A. Objective: The objective of the course is:

This course will build on the fundamental concepts of weaving, knitting, and non-woven techniques that first-year fashion design students learned. Students will learn about the different types of weaving, knitting, and non-woven fabrics, as well as the different methods for creating these fabrics. They will also learn about the different roles that weaving, knitting, and non-woven techniques play in the fashion industry.

B. Course Outcomes: After studying this course you should be able to:

CO1. Identify and describe the different types of weaving, knitting, and non-woven fabrics

CO2. Understand the different methods for creating weaving, knitting, and non-woven fabrics

CO3. Apply their knowledge of weaving, knitting, and non-woven techniques to their own work

CO4. Communicate their understanding of weaving, knitting, and non-woven techniques through research papers, presentations, and creative projects.

MAPPING OF COURSE OUTCOMES WITH PROGRAMME OUTCOMES

	PO1	PO2	PO3	PO4	PO5	PO6	PO7	PO8	PO9	PO10	PO11	PO12
CO1	3	2	1	-	-	-	-	-	-	-	-	-
CO2	2	2	-	1	-	-	-	-	-	-	-	-
CO3	2	1	1	-	-	1	-	-	-	-	-	-
CO4	-	2	-	1	-	-	2	-	-	-	-	-
CO5	2	2	-	-	-	-	-	1	-	1	-	-

MAPPING OF COURSE OUTCOMES WITH PROGRAMME SPECIFIC OUTCOMES

	PSO1	PSO2	PSO3	PSO4
CO1	2	1	-	1
CO2	1	1	1	1
CO3	1	1	1	1
CO4	1	2	1	-
CO5	2	1	-	1

Note: On the basis of mapping of COs with POs, this course is related to Employability / Skill Development / Entrepreneur

Outline of the Course

Unit No.	Title of the unit	Time Required for the Unit (Hours)
1	Introduction to Weaving	5
2	Advanced Weaving Techniques	5
3	Knitting Techniques and Structures	4
4	Advanced Knitting and Knitwear Design	5
5	Non-Woven Techniques and Experimental Textiles	5

C. Detailed Syllabus

Unit	Contents
1.	Introduction to Weaving
	<ul style="list-style-type: none"> • Overview of weaving as a textile construction technique • Understanding the basic principles of weaving, warp, weft, and loom types • Exploring different weaving structures, such as plain weave, twill, and satin • Hands-on practice in basic weaving techniques and pattern variations
2.	Advanced Weaving Techniques
	<ul style="list-style-type: none"> • Study of advanced weaving techniques, such as double cloth, pile weaving, and jacquard weaving • Exploring the use of different yarns, fibers, and color combinations in weaving • Understanding the effects of weave structures on fabric characteristics and design possibilities • Hands-on practice in advanced weaving techniques through sample development and experimentation
3.	Knitting Techniques and Structures
	<ul style="list-style-type: none"> • Introduction to knitting as a textile construction technique • Understanding different knitting stitches, techniques, and knitting tools • Exploring the effects of knit structures on fabric drape, stretch, and texture • Hands-on practice in basic knitting techniques and stitch variations
4.	Advanced Knitting and Knitwear Design
	<ul style="list-style-type: none"> • Study of advanced knitting techniques, such as cable knitting, lace knitting, and intarsia • Understanding the integration of knit structures and design elements in fashion garments • Exploring the design possibilities of knitwear, such as sweaters, cardigans, and accessories • Hands-on practice in advanced knitting techniques through sample development and knitwear design projects
5.	Non-Woven Techniques and Experimental Textiles
	<ul style="list-style-type: none"> • Introduction to non-woven techniques, such as felting, bonding, and embroidery • Exploring the creative possibilities of non-woven techniques in fabric development • Studying innovative and experimental textile techniques, such as fabric manipulation and three-dimensional textiles • Applying non-woven and experimental techniques in creating unique textile samples and fabric-based designs

D. Recommended Study Material

Sr. No.	Book	Author	Edition	Publication
1.	Textiles: Materials, Structures, and Processes	by Pamela Church Gibson		
2.	The Nonwovens Book: Principles, Processes, and Applications	by Robert M. Kerr		
3.	Knitting for Fashion: Techniques and Designs	by Nicky Epstein		
4	The Textile Book	by Anne Wilson		

Additional Resources:

- The Textile Institute website
- The Fashion Institute of Technology website
- The Parsons School of Design website
- The Central Saint Martins website
- The Material Connexion website

BFTCFT3102	Art Appreciation	2 Credits [LTP: 2-0-0]
-------------------	-------------------------	-------------------------------

A. Objective: The objective of the course is:

This course will introduce students to the fundamental concepts of art appreciation. Students will learn about the different art movements, as well as the different artists and their works. They will also learn about the different ways to interpret art and the different roles that art plays in society.

B. Course Outcomes: After studying this course you should be able to:

CO1.Identify and describe the different art movements.

CO2.Understand the different works of art and their artists

CO3.Interpret art in different ways

CO4.Communicate their understanding of art through research papers, presentations, and creative projects

MAPPING OF COURSE OUTCOMES WITH PROGRAMME OUTCOMES

	PO1	PO2	PO3	PO4	PO5	PO6	PO7	PO8	PO9	PO10	PO11	PO12
CO1	3	2	1	-	-	-	-	-	-	-	-	-
CO2	2	2	-	1	-	-	-	-	-	-	-	-
CO3	2	1	1	-	-	1	-	-	-	-	-	-
CO4	-	2	-	1	-	-	2	-	-	-	-	-
CO5	2	2	-	-	-	-	-	1	-	1	-	-

MAPPING OF COURSE OUTCOMES WITH PROGRAMME SPECIFIC OUTCOMES

	PSO1	PSO2	PSO3	PSO4
CO1	2	1	-	1
CO2	1	1	1	1
CO3	1	1	1	1
CO4	1	2	1	-
CO5	2	1	-	1

Note: On the basis of mapping of COs with POs, this course is related to Employability / Skill Development / Entrepreneur

Outline of the Course

Unit No.	Title of the unit	Time Required for the Unit (Hours)
1	Introduction to Art Appreciation	5
2	Ancient Art and Medieval Art	4
3	Modern & Contemporary Art	5
4	Artists and their Inspirations	5
5	Art in Fashion Editorial and Advertising	5

C. Detailed Syllabus

Unit	Contents
1.	Introduction to Art Appreciation
	<ul style="list-style-type: none"> • What is art appreciation? • The different art movements • The different ways to interpret art • The different roles that art plays in society
2.	Ancient Art and Medieval Art
	<ul style="list-style-type: none"> • The art of Prehistoric times, ancient Egypt, ancient Greece, ancient Rome • The art of the Middle Ages, Renaissance, Baroque period
3.	Modern & Contemporary Art
	<ul style="list-style-type: none"> • The art of the Impressionist movement, Post-Impressionist movement, Cubist movement, Surrealist movement • The art of the Pop Art movement, Minimalist movement, Conceptual Art movement and Postmodern movement
4.	Artists and their Inspirations
	<ul style="list-style-type: none"> • Introduction to influential artists across different mediums, such as painting, sculpture, photography, and installation art • Studying the artistic styles, techniques, and subject matters of selected artists • Exploring the ways in which fashion designers have been inspired by these artists • Analyzing the relationship between art, creativity, and fashion innovation
5.	Art in Fashion Editorial and Advertising
	<ul style="list-style-type: none"> • Understanding the role of art in fashion editorials and advertising campaigns • Exploring the use of artistic concepts, compositions, and visual storytelling in fashion imagery • Studying the collaborations between fashion designers, photographers, and artists in creating impactful visuals • Analyzing the cultural, social, and symbolic meanings conveyed through art-inspired fashion imagery

D. Recommended Study Material

Sr. No.	Book	Author	Edition	Publication
1.	The Story of Art	by E.H. Gombrich		
2.	Art: A Visual History	by H.W. Janson		
3.	Modern Art: A Critical History	by Robert Hughes		

Additional Resources:

- The Metropolitan Museum of Art website
- The Museum of Modern Art website
- The Tate Modern website
- The Victoria and Albert Museum website

BFTCFT3201	Studio Project-I	3 Credits [LTP: 2-0-2]
-------------------	-------------------------	-------------------------------

A. Objective: The objective of the course is:

This course will give students the opportunity to develop their own fashion design projects. Students will work through the entire design process, from concept to final garment. They will also learn about the different aspects of fashion production, such as patternmaking, sewing, and draping.

B. Course Outcomes: After studying this course you should be able to:

CO1.Develop their own fashion design concepts

CO2.Create mood boards and sketches to communicate their concepts

CO3.Create pattern pieces and sew garments

CO4.Drape garments

CO5.Produce a final garment that demonstrates their skills and knowledge

MAPPING OF COURSE OUTCOMES WITH PROGRAMME OUTCOMES

	PO1	PO2	PO3	PO4	PO5	PO6	PO7	PO8	PO9	PO10	PO11	PO12
CO1	3	2	1	-	-	-	-	-	-	-	-	-
CO2	2	2	-	1	-	-	-	-	-	-	-	-
CO3	2	1	1	-	-	1	-	-	-	-	-	-
CO4	-	2	-	1	-	-	2	-	-	-	-	-
CO5	2	2	-	-	-	-	-	1	-	1	-	-

MAPPING OF COURSE OUTCOMES WITH PROGRAMME SPECIFIC OUTCOMES

	PSO1	PSO2	PSO3	PSO4
CO1	2	1	-	1
CO2	1	1	1	1
CO3	1	1	1	1
CO4	1	2	1	-
CO5	2	1	-	1

Note: On the basis of mapping of COs with POs, this course is related to Employability / Skill Development / Entrepreneur

Outline of the Course

Unit No.	Title of the unit	Time Required for the Unit (Hours)
1	Introduction to Studio Project	10
2	Design Concept Development	10
3	Design Exploration and Sketch Development	9
4	Pattern Making	9
5	Test Fit/Toile Development	10

C. Detailed Syllabus

Unit	Contents
1.	Introduction to Studio Project
	<ul style="list-style-type: none"> • What is a studio project? • The different stages of the design process • The different aspects of fashion production
2.	Design Concept Development
	<ul style="list-style-type: none"> • Introduction to the design process and concept development in fashion design • Understanding the importance of research, inspiration, and mood boards in the initial stages of a project • Exploring different ideation techniques to generate design concepts • Developing a design brief and concept proposal for the studio project
3.	Design Exploration and Sketch Development
	<ul style="list-style-type: none"> • Translating design concepts into preliminary sketches and exploratory drawings • Understanding the importance of proportion, silhouette, and detailing in fashion design • Exploring different design elements, such as color, texture, and pattern, to enhance the visual impact of the design • Experimenting with various sketching techniques and presentation styles
4.	Pattern Making
	<ul style="list-style-type: none"> • Developing patterns based on the finalized design concepts • Understanding the relationship between pattern making, fit, and garment construction • Learning advanced pattern manipulation techniques to achieve desired design elements
5.	Test Fit/Toile Development
	<ul style="list-style-type: none"> • Using garment construction techniques to bring the design concepts to life • Using cheap fabric to develop selected garments. • Understanding the relationship between pattern making, fit, and garment construction

D. Recommended Study Material

Sr. No.	Book	Author	Edition	Publication
1.	Fashion Design: A Practical Guide	by Claire Shaeffer		
2.	Patternmaking for Fashion Design	by Helen Joseph-Armstrong		
3.	Sewing for Fashion Design	by Claire Shaeffer		
4.	Draping for Fashion Design	by Winifred Aldrich		

Additional Resources:

- The Fashion Institute of Technology website
- The Parsons School of Design website
- The Central Saint Martins website
- The Mood Fabrics website
- The Fashion-Incubator website.

BFTCFT3202	Fashion Illustration-I	2 Credits [LTP: 1-0-2]
-------------------	-------------------------------	-------------------------------

A. Objective: The objective of the course is:

This course will teach students the fundamental skills of fashion illustration. Students will learn how to use different media, such as pencil, pen, and marker, to create sketches and drawings of fashion garments. They will also learn about the different techniques used in fashion illustration, such as perspective, shading, and rendering.

B. Course Outcomes: After studying this course you should be able to:

- CO1.** Use different media to create fashion sketches and drawings
- CO2.** Apply different techniques used in fashion illustration
- CO3.** Communicate their fashion design ideas through their illustrations
- CO4.** Create a portfolio of their fashion illustration work

MAPPING OF COURSE OUTCOMES WITH PROGRAMME OUTCOMES

	PO1	PO2	PO3	PO4	PO5	PO6	PO7	PO8	PO9	PO10	PO11	PO12
CO1	3	2	1	-	-	-	-	-	-	-	-	-
CO2	2	2	-	1	-	-	-	-	-	-	-	-
CO3	2	1	1	-	-	1	-	-	-	-	-	-
CO4	-	2	-	1	-	-	2	-	-	-	-	-
CO5	2	2	-	-	-	-	-	1	-	1	-	-

MAPPING OF COURSE OUTCOMES WITH PROGRAMME SPECIFIC OUTCOMES

	PSO1	PSO2	PSO3	PSO4
CO1	2	1	-	1
CO2	1	1	1	1
CO3	1	1	1	1
CO4	1	2	1	-
CO5	2	1	-	1

Note: On the basis of mapping of COs with POs, this course is related to Employability / Skill Development / Entrepreneur

Outline of the Course

Unit No.	Title of the unit	Time Required for the Unit (Hours)
1	Introduction to Fashion Illustration	7
2	Figure Drawing and Anatomy	7
3	Fashion Figure Rendering	7
4	Garment Illustration and Detailing	7
5	Fashion Illustration Styles	8

C. Detailed Syllabus

Unit.	Contents
1.	Introduction to Fashion Illustration
	<ul style="list-style-type: none"> ● Overview of fashion illustration as a means of visual communication in the fashion industry ● Understanding the role of fashion illustration in design development and storytelling ● Exploring different styles and techniques of fashion illustration ● Introduction to basic figure proportions and poses in fashion illustration.
2.	Figure Drawing and Anatomy
	<ul style="list-style-type: none"> ● Study of human anatomy and proportions for fashion illustration ● Understanding the skeletal structure, muscle groups, and body landmarks ● Exploring different body types and variations in fashion illustration ● Practicing figure drawing techniques to achieve accurate and expressive figures.
3.	Fashion Figure Rendering
	<ul style="list-style-type: none"> ● Introduction to rendering techniques for fashion figures ● Understanding shading, highlighting, and creating dimension in fashion illustrations ● Exploring different media and materials for rendering, such as markers, colored pencils, and watercolors ● Practicing rendering techniques to enhance the visual impact of fashion illustrations.
4.	Garment Illustration and Detailing
	<ul style="list-style-type: none"> ● Study of garment construction and design details in fashion illustration ● Understanding how to represent different types of garments, such as dresses, tops, bottoms, and outerwear ● Exploring techniques to illustrate fabric textures, prints, and surface embellishments ● Practicing illustrating fashion design details, such as pleats, ruffles, collars, and buttons.
5.	Fashion Illustration Styles
	<ul style="list-style-type: none"> ● Exploration of different fashion illustration styles, such as realistic, stylized, and fashion croquis ● Understanding the characteristics and visual language of each style ● Exploring contemporary fashion illustrators and their unique styles ● Developing personal style and experimentation with different fashion illustration approaches.

D. Recommended Study Material

Sr. No.	Book	Author	Edition	Publication
1.	Fashion Illustration: Techniques and Principles	by Cliff Watters		
2.	Fashion Illustration: Fashion and Design	by Gary Andrews		
3.	Fashion Illustration: A History	by Valerie Steele		

Additional Resources:

- The Fashion Illustration School website
- The Fashion-Incubator website
- The Illustration Source website
- The Creative Bloq website

BFTCFT3203	Pattern Making & Garments Construction - I	2 Credits [LTP: 1-0-2]
-------------------	---	-------------------------------

A. Objective: The objective of the course is:

To provide a practical knowledge of different techniques used in pattern making, adaptation of patterns with drafting and to interpret a design for a garment. Pattern making includes pattern adaptation and pattern drafting. Students learn pattern drafting which requires a pattern block or working drawing to be established by using key measurements and using these to develop a pattern which interprets a garments or items design including its special features.

B. Course Outcomes: After studying this course you should be able to:

Co1. To understand the Drafting and stitching of different types of yokes used in bodice block.

Co2. To gain knowledge sample of a basic placket, pocket, sleeves.

Co3. To learn the basic segments in fashion clothing.

Co4. To understand the Drafting and stitching variations of skirt techniques.

Co5. To understand and practicing the Toile preparations for the final range garments.

MAPPING OF COURSE OUTCOMES WITH PROGRAMME OUTCOMES

	PO1	PO2	PO3	PO4	PO5	PO6	PO7	PO8	PO9	PO10	PO11	PO12
CO1	3	1	1	–	–	–	–	–	1	–	–	2
CO2	2	2	1	1	1	–	–	–	2	–	1	3
CO3	3	2	2	1	1	–	–	–	2	–	1	3
CO4	3	2	2	1	1	–	–	–	2	–	1	3
CO5	3	1	1	1	–	–	–	–	1	–	1	3

MAPPING OF COURSE OUTCOMES WITH PROGRAMME SPECIFIC OUTCOMES

	PSO1	PSO2	PSO3	PSO4
CO1	2	1	-	1
CO2	1	1	1	1
CO3	1	1	1	1
CO4	1	2	1	-
CO5	2	1	-	1

Note: On the basis of mapping of COs with POs, this course is related to Employability / Skill Development / Entrepreneur

Outline of the Course

Unit No.	Title of the unit	Time Required for the Unit (Hours)
1	Pattern making and stitching of placket and pockets	7
2	Pattern making and stitching of sleeves and cuffs	7
3	Pattern making and stitching of yokes	7
4	Pattern making an stitching neckline and collars	7
5	Pattern making and stitching of skirts	8

C. Detailed Syllabus

Unit	Contents
1.	Pattern making and stitching of placket and pockets
	<ul style="list-style-type: none"> ● Introduction of unit. ● Drafting and stitching of different types of plackets. ● Drafting and stitching of different types of pockets. ● Conclusion and summary of unit.
2.	Pattern making and stitching of sleeves and cuffs
	<ul style="list-style-type: none"> ● Introduction of unit. ● Drafting and stitching of different types of sleeves, Puff, Petal, Lantern etc. ● Drafting and stitching of different types of cuffs ● Conclusion and summary of unit.
3.	Pattern making and stitching of yokes
	<ul style="list-style-type: none"> ● Drafting and stitching of different types of yokes used in bodice block ● Drafting and stitching of different types of yokes used in skirts. ● Conclusion and summary of unit
4.	Pattern making an stitching neckline and collars
	<ul style="list-style-type: none"> ● Introduction of unit. ● Drafting and stitching of different types of neckline eg round, v, square etc. ● Drafting and stitching of different types of collar, eg Peter pan, Shirt, Sailor etc. ● Conclusion and summary of unit.
5.	Pattern making and stitching of skirts
	<ul style="list-style-type: none"> ● Introduction of unit. ● Drafting and stitching of different types of skirts. ● Conclusion and summary of unit.

D. Recommended Study Material

Sr. No.	Book	Author	Edition	Publication
1.	Pattern Making for Fashion Design, New York	Armstrong, H.J	2009	Prentice Hall.
2.	Metric Pattern Cutting for Women's Wear	Aldrich, W	2008	Oxford, Willey Blackwell Publication.
3.	Pattern cutting and Making up The Professional	Shoben, M.M., Ward, J.P.	1999	CBS Publishers & Distributors (P) Ltd.
4.	How to Draft Basic Patterns	Kopp E., et. al.	3 rd Edition	Fairchild Publications,
5.	Fitting & Pattern Alteration: A Multi Method Approach,	Liechty E.G., et al	1986	Fairchild Publications

BFTCFT3211	Indian Traditional Textile	2 Credits [LTP: 2-0-0]
-------------------	-----------------------------------	-------------------------------

A. Objective: The objective of the course is:

This course will introduce students to the different types of Indian traditional textiles. Students will learn about the history, weaving techniques, and patterns of different Indian textiles. They will also learn about the different ways that Indian textiles are used in fashion design.

B. Course Outcomes: After studying this course you should be able to:

CO1.Identify and describe the different types of Indian traditional textiles

CO2.Understand the history, weaving techniques, and patterns of different Indian textiles

CO3.Apply their knowledge of Indian textiles to their own fashion design work

CO4.Communicate their understanding of Indian textiles through research papers, presentations, and creative projects

MAPPING OF COURSE OUTCOMES WITH PROGRAMME OUTCOMES

	PO1	PO2	PO3	PO4	PO5	PO6	PO7	PO8	PO9	PO10	PO11	PO12
CO1	3	2	1	-	-	-	-	-	-	-	-	-
CO2	2	2	-	1	-	-	-	-	-	-	-	-
CO3	2	1	1	-	-	1	-	-	-	-	-	-
CO4	-	2	-	1	-	-	2	-	-	-	-	-
CO5	2	2	-	-	-	-	-	1	-	1	-	-

MAPPING OF COURSE OUTCOMES WITH PROGRAMME SPECIFIC OUTCOMES

	PSO1	PSO2	PSO3	PSO4
CO1	2	1	-	1
CO2	1	1	1	1
CO3	1	1	1	1
CO4	1	2	1	-
CO5	2	1	-	1

Note: On the basis of mapping of COs with POs, this course is related to Employability / Skill Development / Entrepreneur

Outline of the Course

Unit No.	Title of the unit	Time Required for the Unit (Hours)
1	Introduction to Indian Traditional Textiles	5
2	Handloom Weaving Techniques	5
3	Traditional Indian Printing Techniques	4
4	Embroidery and Embellishment Traditions	5
5	Contemporary Applications of Indian Traditional Textiles	5

C. Detailed Syllabus

Unit	Contents
1.	Introduction to Indian Traditional Textiles
	<ul style="list-style-type: none"> ● Overview of the rich heritage and diversity of Indian traditional textiles ● Understanding the historical and cultural significance of Indian textiles ● Exploring the different regions and states known for specific textile traditions ● Studying the traditional weaving, dyeing, printing, and embroidery techniques used in Indian textiles
2.	<ul style="list-style-type: none"> ● Handloom Weaving Techniques
	<ul style="list-style-type: none"> ● Study of traditional handloom weaving techniques practiced in different regions of India ● Understanding the types of looms used and their unique features ● Exploring weave structures, patterns, and motifs in Indian handloom textiles ● Hands-on practice in basic handloom weaving techniques and creating simple woven samples.
3.	Traditional Indian Printing Techniques
	<ul style="list-style-type: none"> ● Introduction to traditional Indian printing techniques, such as block printing, resist dyeing, and screen printing ● Understanding the history and cultural context of each printing technique ● Exploring the motifs, colors, and patterns associated with different regions and printing styles ● Practicing printing techniques through hands-on workshops and creating printed textile samples
4.	Embroidery and Embellishment Traditions
	<ul style="list-style-type: none"> ● Study of traditional Indian embroidery techniques, such as zardozi, chikankari, kantha, and mirror work ● Understanding the intricate stitches, motifs, and design elements in Indian embroidery ● Exploring the use of embellishments, such as beads, sequins, and threads in traditional Indian textiles ● Practicing embroidery techniques through hands-on projects and creating embroidered textile samples.
5.	Contemporary Applications of Indian Traditional Textiles
	<ul style="list-style-type: none"> ● Exploring the integration of Indian traditional textiles in contemporary fashion design ● Studying the work of Indian fashion designers who incorporate traditional textiles in their collections ● Understanding sustainable practices and ethical considerations in the use of Indian traditional textiles ● Developing design projects that incorporate Indian traditional textiles in modern fashion contexts

D. Recommended Study Material

Sr. No.	Book	Author	Edition	Publication
1.	The Silk Route: A Cultural History	by Valerie Hansen		
2.	The History of Indian Textiles	by John Irwin		
3.	Indian Textiles: A Visual History	by Anne Wilson		
4	Indian Textiles: Tradition, Innovation, and Reinvention	by John Guy		

Additional Resources:

- The National Museum of India website
- The Victoria and Albert Museum website
- The Metropolitan Museum of Art website
- The Indian Textile Museum website

BFTCFT3212	Surface Ornamentation	3 Credits [LTP: 2-0-2]
-------------------	------------------------------	-------------------------------

A. Objective: The objective of the course is:

The objective of this course is to introduce students to the different surface ornamentation techniques used in Indian textiles. Students will learn about the different dyeing, printing, and embroidery techniques used in Indian textiles, and will have the opportunity to practice these techniques themselves.

B. Course Outcomes: After studying this course you should be able to:

- CO1.** Identify the different surface ornamentation techniques used in Indian textiles
- CO2.** Explain the different dyeing, printing, and embroidery techniques used in Indian textiles
- CO3.** Apply their knowledge of surface ornamentation techniques to create their own textile designs
- CO4.** Explain the different fabric painting techniques used in Indian textiles.

MAPPING OF COURSE OUTCOMES WITH PROGRAMME OUTCOMES

	PO1	PO2	PO3	PO4	PO5	PO6	PO7	PO8	PO9	PO10	PO11	PO12
CO1	3	2	1	-	-	-	-	-	-	-	-	-
CO2	2	2	-	1	-	-	-	-	-	-	-	-
CO3	2	1	1	-	-	1	-	-	-	-	-	-
CO4	-	2	-	1	-	-	2	-	-	-	-	-
CO5	2	2	-	-	-	-	-	1	-	1	-	-

MAPPING OF COURSE OUTCOMES WITH PROGRAMME SPECIFIC OUTCOMES

	PSO1	PSO2	PSO3	PSO4
CO1	2	1	-	1
CO2	1	1	1	1
CO3	1	1	1	1
CO4	1	2	1	-
CO5	2	1	-	1

Note: On the basis of mapping of COs with POs, this course is related to Employability / Skill Development / Entrepreneur

Outline of the Course

Unit No.	Title of the unit	Time Required for the Unit (Hours)
1	Introduction to different surface ornamentation techniques	10
2	Practical of different fabric dyeing techniques	8
3	Practical of different fabric printing techniques	8
4	Practical of different embroidery techniques	10
5	Practical of exploration involving dyeing, printing and embroidery techniques	10

C. Detailed Syllabus

Unit	Contents
1.	Introduction to different surface ornamentation techniques
	<ul style="list-style-type: none"> History of surface ornamentation techniques in India Classification of surface ornamentation techniques Natural and synthetic materials used in surface ornamentation Tools and equipment used in surface ornamentation Different surface ornamentation techniques.
2.	Practical of different fabric dyeing techniques
	<ul style="list-style-type: none"> Natural and synthetic dyes Different dyeing techniques Preparation of fabric for dyeing Application of dyeing techniques.
3.	Practical of different fabric printing techniques
	<ul style="list-style-type: none"> Fabric printing methods Preparation of fabric for printing Application of printing techniques.
4.	Practical of different embroidery techniques
	<ul style="list-style-type: none"> Different embroidery stitches Preparation of fabric for embroidery Application of embroidery techniques.
5.	Practical of exploration involving dyeing, printing and embroidery techniques
	<ul style="list-style-type: none"> Students will explore different combinations of dyeing, printing, and embroidery techniques to create their own textile designs. Students will present their textile designs to the class.

D. Recommended Study Material

Sr. No.	Book	Author	Edition	Publication
1.	The Fabric of India: A History	by John Guy		
2.	Indian Textiles: A Visual Guide	by John Guy		
3.	The Handwoven Textiles of India	by Sheila Paine		
4.	Indian Textiles: Traditional Techniques and Designs	Designs by Jyotindra Jain		
5.	Indian Textiles: From the Indus Valley to the Present	by John Irwin		

BUACHU3106	Interpersonal Communication & Grooming	2 Credits [LTP: 2-0-0]
-------------------	---	-------------------------------

A. Objective: The objective of the course is:

B. Course Outcomes: After studying this course you should be able to:

CO1: Develop the ability to identify the role of Negotiation skills in everyday life.

CO2: Strengthen the Communication with the proper guidance regarding ethics and role of Human behavior in Negotiation Process.

CO3: Cultivate the habit of reading between the lines and develop the habit of engaging in persuasive communication accordingly.

CO4: Understanding the problems in decision making process and factors hindering the wise and thoughtful decision making.

CO5: Develop the skills to take measured risks in life and to abide by the decisions taken.

MAPPING OF COURSE OUTCOMES WITH PROGRAMME OUTCOMES

	PO1	PO2	PO3	PO4	PO5	PO6	PO7	PO8	PO9	PO10	PO11	PO12
CO1	3	2	1	-	-	-	-	-	-	-	-	-
CO2	2	2	-	1	-	-	-	-	-	-	-	-
CO3	2	1	1	-	-	1	-	-	-	-	-	-
CO4	-	2	-	1	-	-	2	-	-	-	-	-
CO5	2	2	-	-	-	-	-	1	-	1	-	-

MAPPING OF COURSE OUTCOMES WITH PROGRAMME SPECIFIC OUTCOMES

	PSO1	PSO2	PSO3	PSO4
CO1	2	1	-	1
CO2	1	1	1	1
CO3	1	1	1	1
CO4	1	2	1	-
CO5	2	1	-	1

Note: On the basis of mapping of COs with POs, this course is related to Employability / Skill Development / Entrepreneur

Outline of the Course

Unit No.	Title of the unit	Time Required for the Unit (Hours)
1.	Introduction to Negotiation	6
2.	Ethics & Secrets of Powerful Negotiation	6
3.	Trust, Human behavior and Psychology for Negotiation	4
4.	Persuasive Communication	4
5.	Decision Making	5

C. Detailed Syllabus

Unit	Contents
1.	Introduction to Negotiation
	<ul style="list-style-type: none"> ● Introduction to the Unit ● Defining Negotiation ● Identify the qualities of successful and unsuccessful negotiators. ● Identify different negotiation situations to practice during class ● Conclusion & Real-life applications
2.	Ethics & Secrets of Powerful Negotiation
	<ul style="list-style-type: none"> ● Introduction to the Unit ● Reciprocity. ● Publicity ● Trust & Universality. ● Conclusion & Real-life applications
3.	Trust, Human behavior and Psychology for Negotiation
	<ul style="list-style-type: none"> ● Introduction to the Unit ● Choosing a negotiation strategy based on relationship and results. ● Positional bargaining & identifying the differences between "Soft" and "Hard" negotiating. ● Practice Sessions ● Conclusion & Real-Life Application
4.	Persuasive Communication
	<ul style="list-style-type: none"> ● Introduction to the Unit ● Persuasive Communication ● Need and Objectives ● Difference ● Advantages and dis advantages ● Conclusion & Real-life applications
5.	Decision Making
	<ul style="list-style-type: none"> ● Introduction of the Unit ● Meaning and process ● Effect of perception on decision making ● situations in decision making, Rationality and Bounded rationality. ● Conclusion & Real-life applications

D. Recommended Study Material

Sr. No.	Book	Author	Edition	Publication
1	Effective Communication	John Adir	2003	London: Pan Macmillan Ltd.
2.	The Quick and Easy Way to Effective Speaking	Dale Carnegie	1977	New York: Sterling
3.	Speak with Power and Confidence	Collins, Patrick	2009	New York: Sterling
4.	Common Mistakes in English	Fitikides, T. J.	1984	London: Orient Longman

BFTCFT3201	Photoshop	2 Credits [LTP: 0-0-4]
-------------------	------------------	-------------------------------

A. Objective: The objective of the course is:

The objective of this course is to introduce students to the basic and advanced concepts of Photoshop, and to train them in the practical application of Photoshop for fashion design. Students will learn how to use Photoshop to create and edit images, create vector graphics, and apply different effects to images.

B. Course Outcomes: After studying this course you should be able to:

CO1.Introduction to different tools in Photoshop.

CO2.Use Photoshop to create and edit images.

CO3.Create vector graphics in Photoshop.

CO4.Apply different effects to images in Photoshop.

CO5.Use Photoshop for fashion design purposes.

MAPPING OF COURSE OUTCOMES WITH PROGRAMME OUTCOMES

	PO1	PO2	PO3	PO4	PO5	PO6	PO7	PO8	PO9	PO10	PO11	PO12
CO1	3	2	1	-	-	-	-	-	-	-	-	-
CO2	2	2	-	1	-	-	-	-	-	-	-	-
CO3	2	1	1	-	-	1	-	-	-	-	-	-
CO4	-	2	-	1	-	-	2	-	-	-	-	-
CO5	2	2	-	-	-	-	-	1	-	1	-	-

MAPPING OF COURSE OUTCOMES WITH PROGRAMME SPECIFIC OUTCOMES

	PSO1	PSO2	PSO3	PSO4
CO1	2	1	-	1
CO2	1	1	1	1
CO3	1	1	1	1
CO4	1	2	1	-
CO5	2	1	-	1

Note: On the basis of mapping of COs with POs, this course is related to Employability / Skill Development / Entrepreneur

Outline of the Course

Unit No.	Title of the unit	Time Required for the Unit (Hours)
1	Introduction to Photoshop	10
2	Image Editing	10
3	Vector Graphics	8
4	Effects	8
5	Fashion Design	10

C. Detailed Syllabus

Unit	Contents
1.	Introduction to Photoshop
	<ul style="list-style-type: none"> History of Photoshop Basic interface of Photoshop Working with layers Selection tools
2.	Image Editing
	<ul style="list-style-type: none"> Cropping and resizing images Adjusting brightness and contrast Removing blemishes and noise Color correction
3.	Vector Graphics
	<ul style="list-style-type: none"> Creating vector shapes Transforming vector shapes Applying effects to vector shapes.
4.	Effects
	<ul style="list-style-type: none"> Filters Blending modes Texturing Stylizing
5.	Fashion Design
	<ul style="list-style-type: none"> Using Photoshop for fashion design Creating mood boards Designing garments Creating illustrations.

D. Recommended Study Material

Sr. No.	Book	Author	Edition	Publication
1.	Photoshop for Fashion Design	by Chris Schmidt		
2.	Photoshop for Fashion: The Complete Guide	by Mark Simonson		
3.	Photoshop for Fashion Illustration	by Mark Simonson		
4.	Photoshop for Fashion Design: Techniques and Inspiration	by Vanessa Vitelli		
5.	Photoshop for Fashion Design: A Creative Guide	by Sarah Ayton		

BUVCBX3101	DIGITAL MARKETING	2.0 Credits [LTP: 2-0-0]
-------------------	--------------------------	---------------------------------

COURSE OUTCOMES Students would be able to:

CO 1: have an adequate analyzing of Digital Marketing, its scope, objectives, opportunities and it challenges.

CO 2: help students develop create toward Digital Strategy building & its effectiveness. **CO 3:** applying alternatives for Dynamic organization to ensure their success in highly competitive sale environment and to analyze the concept of Internet marketing and its applications

CO 4: analyze the digital tools effectively for Social Media Marketing.

CO 5: help students develop an understanding toward E-mail marketing and its various application

A. OUTLINE OF THE COURSE

Unit No.	Title of The Unit	Time required for the Unit (Hours)
1.	An Overview of Digital Marketing	05
2.	Digital Marketing Planning and Structure	04
3.	Internet Marketing	05
4.	Social Media Marketing	05
5.	E-mail marketing and Applications	05

B. DETAILED SYLLABUS

Unit	Unit Details
1.	An Overview of Digital Marketing
	<ul style="list-style-type: none"> • · Introduction of Unit • · Introduction to Digital Marketing • · Different Ways to Market Your Business Online • · Evolution of Digital Marketing • · Status of Digital Marketing in India • · How Digital Marketing Works • · Traditional vs. Digital Marketing • · New Trends for Online Marketers • · Digital Marketing Strategies • · 6 Cs of Digital Marketing • · Impact of Digital Marketing on Business • · Benefits of Digital Marketing • · Drawbacks of Digital Marketing • · Internet Marketing in India – Challenges • · Conclusion of Unit
2.	Digital Marketing Planning and Structure

	<ul style="list-style-type: none"> · Introduction of Unit · Creating initial digital marketing plan
	<ul style="list-style-type: none"> ● · Target group analysis, In bound vs Outbound Marketing, ● · Content Marketing, Understanding Traffic, Understanding Leads Strategic Flow for Marketing Activities. ● · WWW, Domains, Buying a Domain, Website Language & Technology, Core · Objective of Website and Flow ● · One Page Website, Strategic Design of Home Page, Optimization of Web sites, · Application of Word Press in Digital Marketing, Application of CSS, HTML & Java Script for web page design ● · Conclusion of Unit
3.	Internet Marketing
	<ul style="list-style-type: none"> ● · Introduction of Unit ● · Marketing and Internet ● · Market place to Marketspace ● · Online buyer behavior, suppliers, Intermediaries Websites ● · Types of Websites, Web portals like: B2B, B2C,C2B,C2C, B2E(Business to Employee) · Social Networking ● · The promise and challenges of online marketing ● · The Indian Internet Marketing Mix. ● · Significance of Internet marketing. ● · Traditional vs. Online Marketing ● · Conclusion of Unit
4.	Social media Marketing
	<ul style="list-style-type: none"> ● · Introduction of Unit ● · Introduction of Social Media Marketing ● · How Social media marketing works ● · Different components or Tools for Social Media Marketing ● · Facebook Marketing, Google Ad Words ● · YouTube Marketing, Content Marketing ● · Meme marketing, Affiliate Marketing ● · LinkedIn, Twitter, Instagram ● · Keywords with SEO marketing- On page Search Engine Optimisation, Off page SEO, why search ● · Engine marketing. ● · SEM and its application, Benefits of SEM ● · Blogging as a marketing strategy, Types of Blogs, What is Blogging? Benefits of Blogging. Pitfalls of Blogging. ● · Conclusion of Unit

5	E-mail Marketing and Applications
	<ul style="list-style-type: none"> ● · Introduction of Unit ● · Introduction of E-mail marketing ● · E-mail Marketing - What is it? Why do it and How? ● · Types of E-mail Marketing ● · Comparison to Traditional Mail ● · Opt-in E-mail Advertising ● · How to deal with Spam Filter

	<ul style="list-style-type: none"> ● · Choosing your metrics ● · Tracking Landing Pages ● · Top10 Benefits of E-mail Marketing ● · E-mail-Marketing Strategy Checklist ● · Effective E-mail Marketing Techniques ● · Conclusion of Unit
--	---

C. RECOMMENDED STUDY MATERIAL:

Sr. No.	Book	Author	Edition	Publication
1.	Digital Marketing	Dave Chaffey	7 th	Pearson
2.	Social Media Marketing All-in-one Dummies	Jan Zimmerman, Deborah Ng	4 th	John Wiley & Sons Inc

Semester-IV

BFTCFT4101	Textile Study - II	2 Credits [LTP: 2-0-0]
-------------------	---------------------------	-------------------------------

A. Objective: The objective of the course is:

The objective of this course is to introduce students to the different dyeing and printing techniques used in the fashion industry. Students will learn about the different natural and synthetic dyes and pigments used in dyeing and printing, as well as the different methods and equipment used to apply these dyes and pigments to fabric.

B. Course Outcomes: After studying this course you should be able to:

CO1. Identify the different natural and synthetic dyes and pigments used in dyeing and printing.

CO2. Explain the different methods and equipment used to apply dyes and pigments to fabric.

CO3. Apply their knowledge of dyeing and printing technology to create their own textile designs.

MAPPING OF COURSE OUTCOMES WITH PROGRAMME OUTCOMES

	PO1	PO2	PO3	PO4	PO5	PO6	PO7	PO8	PO9	PO10	PO11	PO12
CO1	3	2	1	-	-	-	-	-	-	-	-	-
CO2	2	2	-	1	-	-	-	-	-	-	-	-
CO3	2	1	1	-	-	1	-	-	-	-	-	-
CO4	-	2	-	1	-	-	2	-	-	-	-	-
CO5	2	2	-	-	-	-	-	1	-	1	-	-

MAPPING OF COURSE OUTCOMES WITH PROGRAMME SPECIFIC OUTCOMES

	PSO1	PSO2	PSO3	PSO4
CO1	2	1	-	1
CO2	1	1	1	1
CO3	1	1	1	1
CO4	1	2	1	-
CO5	2	1	-	1

Note: On the basis of mapping of COs with POs, this course is related to Employability / Skill Development / Entrepreneur

Outline of the Course

Unit No.	Title of the unit	Time Required for the Unit (Hours)
1	Introduction to Dyeing and Printing Technology	5
2	Fabric Preparation for Dyeing and Printing	5
3	Dyeing Techniques	4
4	Printing Techniques	5
5	Quality Control and Sustainability in Dyeing and Printing	5

C. Detailed Syllabus

Unit	Contents
1.	Introduction to Dyeing and Printing Technology
	<ul style="list-style-type: none"> Overview of dyeing and printing techniques used in the fashion industry. Understanding the principles of color theory and their application in dyeing and printing. Introduction to different types of dyes, pigments, and printing pastes
2.	Fabric Preparation for Dyeing and Printing
	<ul style="list-style-type: none"> Understanding the process of fabric preparation, including desizing, scouring, and bleaching. Exploring different fabric pre-treatment methods to ensure proper dye uptake and print quality. Hands-on practice of fabric preparation techniques in a laboratory setting.
3.	Dyeing Techniques
	<ul style="list-style-type: none"> Study of various dyeing techniques, such as direct, reactive, acid, Indigo, Natural, Synthetic, Discharge and vat dyeing. Understanding the factors influencing dye selection, dye bath preparation, and dye application. Practical exercises to dye fabric samples using different dyeing techniques.
4.	Printing Techniques
	<ul style="list-style-type: none"> Introduction to different printing techniques, including screen printing, block printing, Roller printing, Resist printing and digital printing Exploring the use of binders, thickeners, and fixatives in printing processes. Hands-on experience in designing and executing print patterns on fabric.
5.	Quality Control and Sustainability in Dyeing and Printing
	<ul style="list-style-type: none"> Understanding quality control measures for dyeing and printing processes. Exploring sustainable practices in dyeing and printing, such as water conservation and eco-friendly dyes. Evaluation of printed and dyed fabric samples for color fastness and quality assurance.

D. Recommended Study Material

Sr. No.	Book	Author	Edition	Publication
1.	The Chemistry of Dyes and Pigments	by David J. Shaw		
2.	Dyeing and Printing: Principles and Practices	by John A. Cameron		
3.	Natural Dyes: Sources, Preparation, and Application	n by Julia Rogers		
4.	Screen Printing: A Complete Guide to the Craft	by John Marshall		
5.	Digital Textile Printing	by Simon Lawrence		

BFTCFT4102	Fashion Merchandising	2 Credits [LTP: 2-0-0]
-------------------	------------------------------	-------------------------------

A. Objective: The objective of the course is:

Course Description: The course "Fashion Merchandising" is designed for second-year fashion design students. It provides a comprehensive understanding of the principles and practices of fashion merchandising in the context of the fashion industry. Students will explore various aspects of fashion merchandising, including trend analysis, buying and assortment planning, visual merchandising, and retail operations. The course aims to develop students' knowledge and skills in strategic decision-making, consumer behavior, and effective merchandising strategies, aligning with the principles of the National Education Policy.

B. Course Outcomes: After studying this course you should be able to:

CO1.Develop an understanding of the role and significance of fashion merchandising in the fashion industry.

CO2.Analyze fashion trends and forecast future market demands.

CO3.Demonstrate knowledge of buying and assortment planning principles, including product selection, pricing, and inventory management.

CO4.Understand consumer behavior and its impact on fashion merchandising decisions.

CO5.Apply visual merchandising techniques to create compelling retail environments and enhance the customer shopping experience.

MAPPING OF COURSE OUTCOMES WITH PROGRAMME OUTCOMES

	PO1	PO2	PO3	PO4	PO5	PO6	PO7	PO8	PO9	PO10	PO11	PO12
CO1	3	2	1	-	-	-	-	-	-	-	-	-
CO2	2	2	-	1	-	-	-	-	-	-	-	-
CO3	2	1	1	-	-	1	-	-	-	-	-	-
CO4	-	2	-	1	-	-	2	-	-	-	-	-
CO5	2	2	-	-	-	-	-	1	-	1	-	-

MAPPING OF COURSE OUTCOMES WITH PROGRAMME SPECIFIC OUTCOMES

	PSO1	PSO2	PSO3	PSO4
CO1	2	1	-	1
CO2	1	1	1	1
CO3	1	1	1	1
CO4	1	2	1	-
CO5	2	1	-	1

Note: On the basis of mapping of COs with POs, this course is related to Employability / Skill

Outline of the Course

Unit No.	Title of the unit	Time Required for the Unit (Hours)
1	Introduction to Fashion Merchandising	5
2	Buying and Assortment Planning	5
3	Consumer Behavior in Fashion	5
4	Visual Merchandising and Retail Operations	5
5	Retail Analytics and Future Trends in Fashion Merchandising	4

C. Detailed Syllabus

Unit	Contents
1.	Introduction to Fashion Merchandising
	<ul style="list-style-type: none"> ● Overview of fashion merchandising and its role in the fashion industry. ● Understanding the fashion merchandising process, including trend analysis and forecasting. ● Exploring the relationship between fashion design, production, and merchandising.
2.	Buying and Assortment Planning
	<ul style="list-style-type: none"> ● Study of buying strategies, including market analysis, vendor selection, and negotiation. ● Introduction to assortment planning principles, including product selection, pricing, and inventory management. ● Hands-on experience in creating merchandise assortments based on target market and brand positioning.
3.	Consumer Behavior in Fashion
	<ul style="list-style-type: none"> ● Understanding consumer behavior theories and their application in fashion merchandising. ● Analyzing consumer trends, preferences, and purchasing motivations. ● Exploring the impact of social media and digital platforms on consumer behavior and fashion merchandising strategies.
4.	Visual Merchandising and Retail Operations
	<ul style="list-style-type: none"> ● Introduction to visual merchandising principles, including store layout, window displays, and product presentation. ● Understanding the role of visual merchandising in creating a cohesive brand image and enhancing the customer experience. ● Hands-on practice in designing and executing visual merchandising displays.
5.	Retail Analytics and Future Trends in Fashion Merchandising
	<ul style="list-style-type: none"> ● Introduction to retail analytics tools and techniques for data-driven decision-making. ● Exploration of emerging trends in fashion merchandising, such as omnichannel retailing and sustainable practices. ● Evaluation of current industry practices and case studies to identify future directions in fashion merchandising.

D. Recommended Study Material

Sr. No.	Book	Author	Edition	Publication
1.	"Fashion Merchandising: Principles and Practice"	David Diamond and Sheri L. White		Fairchild Books
2.	"Fashion Buying and Merchandising: From Mass-Market to Luxury Retail"	Dimitri Koumbis		Bloomsbury Visual Arts

Additional Resources:

- National Retail Federation (NRF) - Provides industry reports, articles, and resources on retail and fashion merchandising.
- WGSN - A trend forecasting platform offering insights into global fashion and consumer trends.
- The Business of Fashion (BoF) - An online platform providing industry news, analysis, and expert opinions on fashion merchandising and retail.
- Retail Dive - An online publication covering retail industry news, including fashion merchandising trends and innovations

BFTCFT4201	Studio Project II	3 Credits [LTP: 1-0-4]
-------------------	--------------------------	-------------------------------

A. Objective: The objective of the course is:

This course will give students the opportunity to develop their own fashion design projects. Students will work through the entire design process, from concept to final garment. They will also learn about the different aspects of fashion production, such as patternmaking, sewing, and draping.

B. Course Outcomes: After studying this course you should be able to:

CO1.Develop their own fashion design concepts

CO2.Create mood boards and sketches to communicate their concepts

CO3.Create pattern pieces and sew garments

CO4.Drape garments

CO5.Produce a final garment that demonstrates their skills and knowledge

MAPPING OF COURSE OUTCOMES WITH PROGRAMME OUTCOMES

	PO1	PO2	PO3	PO4	PO5	PO6	PO7	PO8	PO9	PO10	PO11	PO12
CO1	3	2	1	-	-	-	-	-	-	-	-	-
CO2	2	2	-	1	-	-	-	-	-	-	-	-
CO3	2	1	1	-	-	1	-	-	-	-	-	-
CO4	-	2	-	1	-	-	2	-	-	-	-	-
CO5	2	2	-	-	-	-	-	1	-	1	-	-

MAPPING OF COURSE OUTCOMES WITH PROGRAMME SPECIFIC OUTCOMES

	PSO1	PSO2	PSO3	PSO4
CO1	2	1	-	1
CO2	1	1	1	1
CO3	1	1	1	1
CO4	1	2	1	-
CO5	2	1	-	1

Note: On the basis of mapping of COs with POs, this course is related to Employability / Skill Development / Entrepreneur

Outline of the Course

Unit No.	Title of the unit	Time Required for the Unit (Hours)
1	Fabric Selection and Material Exploration	12
2	Textile Innovation and Experimentation	12
3	Technical Sheets and Documentation	12
4	Final Collection Presentation and Exhibition	12
5	Portfolio Development and Presentation Skills	12

C. Detailed Syllabus

Unit	Contents
1.	Fabric Selection and Material Exploration
	<ul style="list-style-type: none"> ● Exploring different fabric options and considering their suitability for the project ● Understanding the impact of fabric properties, drape, and texture on the design concept ● Conducting fabric sourcing activities and analysis to support design decisions ● Experimenting with fabric manipulation techniques and surface treatments to enhance the design
2.	Textile Innovation and Experimentation
	<ul style="list-style-type: none"> ● Exploring innovative textile development techniques, such as fabric dyeing, printing, and surface manipulation ● Experimenting with unconventional materials and sustainable textile practices ● Integrating textile experimentation and innovation into the design project ● Understanding the impact of textile choices on the overall design concept.
3.	Technical Sheets and Documentation
	<ul style="list-style-type: none"> ● Understanding the importance of technical drawings and specifications in fashion design ● Learning how to create technical flats and detail drawings for the design project ● Exploring industry-standard software for technical design and documentation ● Creating a comprehensive technical package for the design project.
4.	Final Collection Presentation and Exhibition
	<ul style="list-style-type: none"> ● Preparing for a final collection presentation or exhibition showcasing the design project ● Organizing and curating the presentation space or exhibition area ● Developing marketing and promotional materials to support the final collection presentation ● Participating in a fashion show or exhibition event to showcase the design project to industry professionals and the public.
5.	Portfolio Development and Presentation Skills
	<ul style="list-style-type: none"> ● Learning how to create a professional portfolio showcasing the design project ● Understanding the importance of visual storytelling and effective presentation techniques ● Developing presentation skills to effectively communicate design concepts and project outcomes ● Refining portfolio content, layout, and organization.

D. Recommended Study Material

Sr. No.	Book	Author	Edition	Publication
1.	Fashion Design: A Practical Guide	by Claire Shaeffer		
2.	Patternmaking for Fashion Design	by Helen Joseph-Armstrong		
3.	Sewing for Fashion Design	by Claire Shaeffer		
4.	Draping for Fashion Design	by Winifred Aldrich		

Additional Resources:

- The Fashion Institute of Technology website
- The Parsons School of Design website
- The Central Saint Martins website
- The Mood Fabrics website
- The Fashion-Incubator website

BFTCFT4202	Fashion Illustration-II	2 Credits [LTP: 0-0-4]
-------------------	--------------------------------	-------------------------------

A. Objective: The objective of the course is:

This course will teach students the fundamental skills of fashion illustration. Students will learn how to use different media, such as pencil, pen, and marker, to create sketches and drawings of fashion garments. They will also learn about the different techniques used in fashion illustration, such as perspective, shading, and rendering.

B. Course Outcomes: After studying this course you should be able to:

CO1. Use different media to create fashion sketches and drawings

CO2. Apply different techniques used in fashion illustration

CO3. Communicate their fashion design ideas through their illustrations

CO4. Create a portfolio of their fashion illustration work

MAPPING OF COURSE OUTCOMES WITH PROGRAMME OUTCOMES

	PO1	PO2	PO3	PO4	PO5	PO6	PO7	PO8	PO9	PO10	PO11	PO12
CO1	3	2	1	-	-	-	-	-	-	-	-	-
CO2	2	2	-	1	-	-	-	-	-	-	-	-
CO3	2	1	1	-	-	1	-	-	-	-	-	-
CO4	-	2	-	1	-	-	2	-	-	-	-	-
CO5	2	2	-	-	-	-	-	1	-	1	-	-

MAPPING OF COURSE OUTCOMES WITH PROGRAMME SPECIFIC OUTCOMES

	PSO1	PSO2	PSO3	PSO4
CO1	2	1	-	1
CO2	1	1	1	1
CO3	1	1	1	1
CO4	1	2	1	-
CO5	2	1	-	1

Note: On the basis of mapping of COs with POs, this course is related to Employability / Skill Development / Entrepreneur

Outline of the Course

Unit No.	Title of the unit	Time Required for the Unit (Hours)
1	Digital Fashion Illustration	10
2	Illustrating Fashion Collections	10
3	Editorial and Fashion Publication Illustration	8
4	Fashion Illustration for Presentation Boards	8
5	Fashion Illustration Portfolio Development	10

C. Detailed Syllabus

Unit	Contents
1.	Digital Fashion Illustration
	<ul style="list-style-type: none"> ● Introduction to digital tools and software for fashion illustration ● Exploring digital drawing tablets, illustration software, and apps ● Learning digital rendering techniques and methods for fashion illustrations ● Practicing digital fashion illustration through hands-on exercises and projects.
2.	Illustrating Fashion Collections
	<ul style="list-style-type: none"> ● Understanding the process of illustrating fashion collections for presentation and portfolios ● Exploring techniques to create cohesive fashion illustration series ● Learning how to develop mood boards and storyboards to guide the illustration process ● Applying fashion illustration skills to create a series of illustrations representing a fashion collection.
3.	Editorial and Fashion Publication Illustration
	<ul style="list-style-type: none"> ● Studying the role of fashion illustration in editorial spreads and fashion publications ● Understanding the storytelling and narrative aspects of fashion illustration in print media ● Exploring different illustration techniques for fashion editorials and magazine spreads ● Practicing illustration for editorial purposes through project-based assignments.
4.	Fashion Illustration for Presentation Boards
	<ul style="list-style-type: none"> ● Understanding the integration of fashion illustration in design presentation boards ● Exploring composition, layout, and typography in presentation boards ● Learning how to effectively present and communicate design concepts through fashion illustration ● Developing skills in creating professional-level presentation boards with fashion illustrations.
5.	Fashion Illustration Portfolio Development
	<ul style="list-style-type: none"> ● Consolidating and refining fashion illustration skills for portfolio development ● Understanding the importance of curation, sequencing, and storytelling in a fashion illustration portfolio ● Developing a cohesive and visually compelling fashion illustration portfolio ● Preparing for portfolio reviews and creating promotional materials to showcase the fashion illustration work.

D. Recommended Study Material

Sr. No.	Book	Author	Edition	Publication
1.	Fashion Illustration: Techniques and Principles	Cliff Watters		
2.	Fashion Illustration: Fashion and Design	Gary Andrews		
3.	Fashion Illustration: A History	Valerie Steele		

Additional Resources:

- The Fashion Illustration School website
- The Fashion-Incubator website
- The Illustration Source website
- The Creative Bloq website

BFTCFT4203	Pattern Making & Garments Construction - II	2 Credits [LTP: 0-0-4]
-------------------	--	-------------------------------

A. Objective: The objective of the course is:

This study involves the development of a fitted basic pattern with comfort ease to fit a person or body form. They include a snug-fitting bodice front and bodice back with darts and a basic neckline, a sleeve and a fitted front and back with darts in different garments.

B. Course Outcomes: After studying this course you should be able to:

Co1. To learn about body shapes to good patterns & Construction.

Co2. To enable student understand control points in each patterns leading to well fitted garment

Co3. To make student understand scientific way of manipulating patterns to achieve the desired style line and other variations.

Co4. To develop patterns and variation of traditional Indian garments of women's wear

Co5. To learn and able to create new designs according to fashionz.

MAPPING OF COURSE OUTCOMES WITH PROGRAMME OUTCOMES

	PO1	PO2	PO3	PO4	PO5	PO6	PO7	PO8	PO9	PO10	PO11	PO12
CO1	3	2	1	-	-	-	-	-	-	-	-	-
CO2	2	2	-	1	-	-	-	-	-	-	-	-
CO3	2	1	1	-	-	1	-	-	-	-	-	-
CO4	-	2	-	1	-	-	2	-	-	-	-	-
CO5	2	2	-	-	-	-	-	1	-	1	-	-

MAPPING OF COURSE OUTCOMES WITH PROGRAMME SPECIFIC OUTCOMES

	PSO1	PSO2	PSO3	PSO4
CO1	2	1	-	1
CO2	1	1	1	1
CO3	1	1	1	1
CO4	1	2	1	-
CO5	2	1	-	1

Note: On the basis of mapping of COs with POs, this course is related to Employability / Skill Development / Entrepreneur

Outline of the Course

Unit No.	Title of the unit	Time Required for the Unit (Hours)
1	Salwar Kameez	10
2	Kalidar Kurta, Churidar	10
3	Lehenga	8
4	Choli	8
5	Variations	10

C. Detailed Syllabus

Unit	Contents
1.	Salwar Kameez
	<ul style="list-style-type: none"> • Introduction of unit. • Pattern making & Garment Construction of salwarKameez.. • Conclusion and summary of unit.
2.	Kalidar Kurta, Churidar
	<ul style="list-style-type: none"> • Introduction of unit. • Pattern making & Garment Construction of kalidarkurta&churidar. • Conclusion and summary of unit.
3.	Lehenga
	<ul style="list-style-type: none"> • Introduction of unit. • Pattern making & Garment Construction of lehenga and variations. • Conclusion and summary of unit.
4.	Choli
	<ul style="list-style-type: none"> • Introduction of unit. • Pattern making & Garment Construction of choli and variations. • Conclusion and summary of unit.
5.	Variations
	<ul style="list-style-type: none"> • Introduction of unit. • Pattern making & Garment Construction of variations from the above. • Conclusion and summary of unit

D. Recommended Study Material

Sr. No.	Book	Author	Edition	Publication
1.	Pattern Making for Fashion Design, New York	Armstrong, H.J	2009	Prentice Hall.
2.	Metric Pattern Cutting for Women's Wear	Aldrich, W	2008	Oxford,Willey Blackwell Publication.
3.	Pattern cutting and Making up The Professional,	Shoben, M.M., Ward, J.P.	1999	CBS Publishers & Distributors (P) Ltd.
4.	How to Draft Basic Patterns	Kopp E., et. al.	3rd	Fairchild Publications,
5.	Fitting & Pattern Alteration: A Multi Method Approach,	Liechty E.G., et al	1986	Fairchild Publications
6.	Pattern Magic, London	Nakamichi, T.	2010	LawrenceKing

BFTCFT4211	Sustainability & Fashion	2 Credits [LTP: 2-0-0]
-------------------	-------------------------------------	-------------------------------

A. Objective: The objective of the course is:

The course "Sustainability and Fashion" is designed for second-year fashion design students. It explores the intersection of sustainability and the fashion industry, aiming to foster an understanding of the environmental, social, and ethical challenges in fashion. Students will critically examine current practices and explore innovative solutions to promote sustainability in fashion design, production, and consumption. The course aligns with the principles of the National Education Policy, emphasizing holistic and responsible approaches to fashion education.

B. Course Outcomes: After studying this course you should be able to:

CO1. Gain a comprehensive understanding of sustainability principles and their application in the fashion industry

CO2. Evaluate the environmental impact of fashion production and consumption.

CO3. Explore ethical considerations related to labor practices, supply chain transparency, and social responsibility in the fashion industry.

CO4. Develop creative and sustainable approaches to fashion design, material selection, and production processes.

CO5. Collaborate and communicate effectively to promote sustainable fashion practices and advocate for change.

MAPPING OF COURSE OUTCOMES WITH PROGRAMME OUTCOMES

	PO1	PO2	PO3	PO4	PO5	PO6	PO7	PO8	PO9	PO10	PO11	PO12
CO1	3	2	1	-	-	-	-	-	-	-	-	-
CO2	2	2	-	1	-	-	-	-	-	-	-	-
CO3	2	1	1	-	-	1	-	-	-	-	-	-
CO4	-	2	-	1	-	-	2	-	-	-	-	-
CO5	2	2	-	-	-	-	-	1	-	1	-	-

MAPPING OF COURSE OUTCOMES WITH PROGRAMME SPECIFIC OUTCOMES

	PSO1	PSO2	PSO3	PSO4
CO1	2	1	-	1
CO2	1	1	1	1
CO3	1	1	1	1
CO4	1	2	1	-
CO5	2	1	-	1

Note: On the basis of mapping of COs with POs, this course is related to Employability / Skill Development / Entrepreneur

Outline of the Course

Unit No.	Title of the unit	Time Required for the Unit (Hours)
1	Introduction to Sustainability in Fashion	5
2	Sustainable Material Selection	5
3	Sustainable Fashion Design and Production	5
4	Ethical Fashion and Supply Chain Transparency	5
5	Promoting Sustainable Fashion	4

C. Detailed Syllabus

Unit	Contents
1.	Introduction to Sustainability in Fashion
	<ul style="list-style-type: none"> Understanding the concept of sustainability and its relevance to the fashion industry. Exploring the environmental, social, and economic challenges associated with fashion production. Introduction to sustainable fashion frameworks and standards.
2.	Sustainable Material Selection
	<ul style="list-style-type: none"> Evaluating the environmental impact of different textile fibers and materials. Exploring sustainable alternatives such as organic, recycled, and upcycled materials. Hands-on experience in sourcing and selecting sustainable materials for fashion design projects.
3.	Sustainable Fashion Design and Production
	<ul style="list-style-type: none"> Integrating sustainability principles into the fashion design process. Exploring strategies for waste reduction, energy efficiency, and circular design. Introduction to sustainable production practices, including slow fashion and local sourcing.
4.	Ethical Fashion and Supply Chain Transparency
	<ul style="list-style-type: none"> Understanding ethical considerations in fashion, including labor rights and fair trade. Examining supply chain transparency and the social responsibility of fashion brands. Exploring certifications and labeling systems for ethical fashion.
5.	Promoting Sustainable Fashion
	<ul style="list-style-type: none"> Developing strategies for consumer education and engagement in sustainable fashion. Exploring sustainable fashion marketing and communication techniques. Collaborating on projects and initiatives to raise awareness and drive positive change.

D. Recommended Study Material

Sr. No.	Book	Author	Edition	Publication
1.	"Fashion and Sustainability: Design for Change"	Kate Fletcher and Lynda Grose	Laurence King Publishing	
2.	"Sustainable Fashion: What's Next? A Conversation about Issues, Practices and Possibilities"	Janet Hethorn and Connie Ulasewicz	Bloomsbury Visual Arts	

Additional Resources:

- Fashion Revolution - An organization promoting transparency and sustainability in the fashion industry, providing resources and information on ethical fashion practices.
- Global Fashion Agenda - A platform offering reports, case studies, and tools for sustainable fashion.
- Sustainable Apparel Coalition (SAC) - An industry-wide initiative providing tools and resources for sustainable fashion design and production.
- Ellen MacArthur Foundation - A foundation promoting the transition to a circular economy, offering insights and resources on sustainable fashion and circular design.

BFTCFT4212	Fashion Photography	3 Credits [LTP: 2-0-2]
-------------------	----------------------------	-------------------------------

A. Objective: The objective of the course is:

The course "Fashion Photography" is designed for second-year fashion design students. It focuses on developing the technical and creative skills required for capturing compelling fashion images. Students will learn the fundamentals of photography, lighting techniques, and post-processing to produce high-quality fashion photographs. Through hands-on practice and assignments, students will explore various genres of fashion photography, including editorial, commercial, and conceptual. The course aligns with the principles of the National Education Policy, fostering artistic expression, technical proficiency, and critical thinking in the field of fashion photography.

B. Course Outcomes: After studying this course you should be able to:

CO1.Develop a strong foundation in photography techniques and concepts applicable to fashion photography.

CO2.Understand the role and significance of lighting in creating impactful fashion images.

CO3.Explore different genres of fashion photography, including editorial, commercial, and conceptual.

CO4.Acquire technical skills in image post-processing and retouching to enhance the quality of fashion photographs.

CO5.Develop a personal style and artistic vision in fashion photography through creative expression and experimentation.

MAPPING OF COURSE OUTCOMES WITH PROGRAMME OUTCOMES

	PO1	PO2	PO3	PO4	PO5	PO6	PO7	PO8	PO9	PO10	PO11	PO12
CO1	3	2	1	-	-	-	-	-	-	-	-	-
CO2	2	2	-	1	-	-	-	-	-	-	-	-
CO3	2	1	1	-	-	1	-	-	-	-	-	-
CO4	-	2	-	1	-	-	2	-	-	-	-	-
CO5	2	2	-	-	-	-	-	1	-	1	-	-

MAPPING OF COURSE OUTCOMES WITH PROGRAMME SPECIFIC OUTCOMES

	PSO1	PSO2	PSO3	PSO4
CO1	2	1	-	1
CO2	1	1	1	1
CO3	1	1	1	1
CO4	1	2	1	-
CO5	2	1	-	1

Note: On the basis of mapping of COs with POs, this course is related to Employability / Skill Development / Entrepreneur

Outline of the Course

Unit No.	Title of the unit	Time Required for the Unit (Hours)
1	Introduction to Fashion Photography	10
2	Lighting Techniques in Fashion Photography	10
3	Genres of Fashion Photography	8
4	Post-processing and Image Retouching	8
5	Developing a Personal Style in Fashion Photography	10

C. Detailed Syllabus

Unit	Contents
1.	Introduction to Fashion Photography
	<ul style="list-style-type: none"> Overview of fashion photography as a genre and its importance in the fashion industry. Introduction to basic camera functions, exposure, composition, and visual storytelling. Analysis of influential fashion photographers and their contributions to the field.
2.	Lighting Techniques in Fashion Photography
	<ul style="list-style-type: none"> Understanding the role of lighting in creating mood, emphasizing texture, and highlighting fashion garments. Exploring natural and artificial lighting setups, including studio lighting and on-location lighting. Hands-on practice in lighting techniques and their application to fashion photography.
3.	Genres of Fashion Photography
	<ul style="list-style-type: none"> Exploring different genres of fashion photography, such as editorial, commercial, and conceptual. Analysis of visual storytelling techniques specific to each genre. Creating fashion photographs in various genres, considering concept, styling, and narrative elements.
4.	Post-processing and Image Retouching
	<ul style="list-style-type: none"> Introduction to image editing software and techniques for post-processing fashion photographs. Understanding color correction, retouching, and image enhancement specific to fashion photography. Hands-on practice in post-processing techniques to refine and enhance fashion photographs.
5.	Developing a Personal Style in Fashion Photography
	<ul style="list-style-type: none"> Exploring personal vision and artistic expression in fashion photography. Developing a portfolio of fashion photographs that reflects personal style and creativity. Presentation and critique of the final portfolio to evaluate technical and artistic growth.

D. Recommended Study Material

Sr. No.	Book	Author	Edition	Publication
1.	"Fashion Photography: A Complete Guide to the Tools and Techniques of the Trade"	Bruce Smith	Thames & Hudson	
2.	"The Fashion Image: Planning and Producing Fashion Photographs and Films"	Thomas Werner	Bloomsbury Visual Arts	

Additional Resources:

- Fashion Photography Blog - Provides articles, tutorials, and industry insights on fashion photography techniques and trends.
- Vogue Runway - Offers a collection of fashion editorials and campaigns for inspiration and reference.
- The Fashion Photography Podcast - A podcast featuring interviews and discussions with fashion photographers and industry professionals.
- PHlearn - An online platform offering tutorials and courses on photography and image editing techniques.

BFTCFT4201	Corel Draw	2 Credits [LTP: 1-0-2]
-------------------	-------------------	-------------------------------

A. Objective: The objective of the course is:

The objective of this course is to introduce students to the principles and practices of using CoralDraw for fashion and textile design. Students will learn how to use CoralDraw to create fashion illustrations, textile designs, and other graphic design projects.

B. Course Outcomes: After studying this course you should be able to:

CO1.Understand the principles of using CoralDraw

CO2.Apply their knowledge of CoralDraw to create fashion illustrations, textile designs, and other graphic design projects

CO3.Communicate effectively with other professionals in the fashion and textile design industry

CO4.Gain a comprehensive understanding of corel Draw principles and their application in the fashion industry

CO5.Develop a personal style and artistic vision in Corel Draw through creative expression and experimentation.

MAPPING OF COURSE OUTCOMES WITH PROGRAMME OUTCOMES

	PO1	PO2	PO3	PO4	PO5	PO6	PO7	PO8	PO9	PO10	PO11	PO12
CO1	3	2	1	-	-	-	-	-	-	-	-	-
CO2	2	2	-	1	-	-	-	-	-	-	-	-
CO3	2	1	1	-	-	1	-	-	-	-	-	-
CO4	-	2	-	1	-	-	2	-	-	-	-	-
CO5	2	2	-	-	-	-	-	1	-	1	-	-

MAPPING OF COURSE OUTCOMES WITH PROGRAMME SPECIFIC OUTCOMES

	PSO1	PSO2	PSO3	PSO4
CO1	2	1	-	1
CO2	1	1	1	1
CO3	1	1	1	1
CO4	1	2	1	-
CO5	2	1	-	1

Note: On the basis of mapping of COs with POs, this course is related to Employability / Skill Development / Entrepreneur

Outline of the Course

Unit No.	Title of the unit	Time Required for the Unit (Hours)
1	Introduction to CoralDraw	10
2	Fashion Illustration	10
3	Textile Design	8
4	Other Graphic Design Projects	8
5	Practical Application	10

C. Detailed Syllabus

Unit	Contents
1.	Introduction to CoralDraw
	<ul style="list-style-type: none"> History of CoralDraw The interface of CoralDraw Basic drawing tools
2.	Fashion Illustration
	<ul style="list-style-type: none"> Creating fashion illustrations Using layers Importing and exporting images.
3.	Textile Design
	<ul style="list-style-type: none"> Creating textile designs Using patterns Importing and exporting fabrics
4.	Other Graphic Design Projects
	<ul style="list-style-type: none"> Creating logos Creating flyers Creating presentations.
5.	Practical Application
	<ul style="list-style-type: none"> Students will create a fashion illustration using CoralDraw. Students will create a textile design using CoralDraw. Students will present their work to the class.

D. Recommended Study Material

Sr. No.	Book	Author	Edition	Publication
1.	"CorelDRAW X9: The Official Guide"	Steve Bain		McGraw-Hill Education
2.	"CorelDRAW: The Official Guide"	Gary David Bouton		McGraw-Hill Education

Additional Resources: Corel DRAW Community - An online community platform offering tutorials, forums, and resources for Corel DRAW users.

- Corel DRAW Tips and Tricks - A blog providing tips, tutorials, and inspiration for using Corel DRAW in design projects.
- **YouTube Channels:**
- "Corel DRAW" - Official YouTube channel of Corel DRAW with video tutorials and tips for using the software.
- "The Virtual Instructor" - Offers Corel DRAW tutorials and design tips for various applications, including fashion design.

Note:

- * Poornima Trends (Annual Fashion Show) to be scheduled between the months of February and March.
- * 15 days of classes to be suspended immediately before Poornima Trends for fashion show preparation.
- * The suspended classes to be managed during the entire semester or through extra classes (if required).

Semester - V

BFTCFT5101	Fashion Trend & Forecasting	2 Credits [LTP: 0-0-2]
-------------------	--	-------------------------------

A. Objective: The objective of the course is:

This course is designed for second-year fashion and textile design students. It focuses on developing students' knowledge and skills in analyzing fashion trends, forecasting future trends, and applying trend insights to fashion design and product development. Students will explore the factors influencing fashion trends, study trend forecasting methods, and learn to interpret and apply trend information in their design work. The course aligns with the principles of the National Education Policy, fostering critical thinking, research skills, and creative application in the field of fashion and textile design.

B. Course Outcomes: After studying this course you should be able to:

CO1. Develop an understanding of the role and significance of fashion trends in the fashion industry.

CO2. Acquire knowledge of fashion trend analysis and forecasting methods and tools.

CO3. Analyze cultural, social, economic, and technological factors influencing fashion trends.

CO4. Apply trend research and forecasting techniques to develop fashion design concepts.

CO5. Effectively communicate trend insights and apply them to fashion design and product development.

MAPPING OF COURSE OUTCOMES WITH PROGRAMME OUTCOMES

	PO1	PO2	PO3	PO4	PO5	PO6	PO7	PO8	PO9	PO10	PO11	PO12
CO1	3	2	1	-	-	-	-	-	-	-	-	-
CO2	2	2	-	1	-	-	-	-	-	-	-	-
CO3	2	1	1	-	-	1	-	-	-	-	-	-
CO4	-	2	-	1	-	-	2	-	-	-	-	-
CO5	2	2	-	-	-	-	-	1	-	1	-	-

MAPPING OF COURSE OUTCOMES WITH PROGRAMME SPECIFIC OUTCOMES

	PSO1	PSO2	PSO3	PSO4
CO1	2	1	-	1
CO2	1	1	1	1
CO3	1	1	1	1
CO4	1	2	1	-
CO5	2	1	-	1

Note: On the basis of mapping of COs with POs, this course is related to Employability / Skill Development / Entrepreneur

Outline of the Course

Unit No.	Title of the unit	Time Required for the Unit (Hours)
1	Introduction to Fashion Trend Analysis and Forecasting	5
2	Factors Influencing Fashion Trends	5
3	Trend Research and Analysis	5
4	Applying Trends in Fashion Design	4
5	Trend Communication and Presentation	5

C. Detailed Syllabus

Unit	Contents
1.	Introduction to Fashion Trend Analysis and Forecasting
	<ul style="list-style-type: none"> Overview of fashion trend analysis and forecasting in the fashion industry. Understanding the role of fashion trends in consumer behavior and fashion design. Introduction to trend research methods, including trend boards and mood boards.
2.	Factors Influencing Fashion Trends
	<ul style="list-style-type: none"> Analysis of cultural, social, economic, and technological factors influencing fashion trends. Exploration of the impact of fashion influencers, media, and subcultures on trend development. Case studies and discussions on current and historical fashion trends.
3.	Trend Research and Analysis
	<ul style="list-style-type: none"> Techniques for conducting primary and secondary research for trend analysis. Exploring trend forecasting tools, including trend reports and trend forecasting agencies. Hands-on practice in analyzing and interpreting fashion trends for design inspiration.
4.	Applying Trends in Fashion Design
	<ul style="list-style-type: none"> Incorporating trend insights into fashion design and product development processes. Applying trend research to color palettes, fabric selection, and silhouette development. Creating fashion design concepts and collections based on trend analysis and forecasting.
5.	Trend Communication and Presentation
	<ul style="list-style-type: none"> Techniques for visually communicating trend information through presentations and portfolios. Creating trend-focused mood boards, trend reports, and design presentations. Presenting and discussing fashion design concepts and collections based on trend analysis.

D. Recommended Study Material

Sr. No.	Book	Author	Edition	Publication
1.	"Fashion Forecasting: Studio Instant Access"	Evelyn L. Brannon	Fairchild Books	
2.	"The Trend Forecaster's Handbook"	Martin Raymond	King Publishing	

Additional Resources:

- WGSN - A trend forecasting platform offering insights into global fashion and consumer trends.
- Fashion Snoops - A trend forecasting agency providing trend reports and analysis for the fashion industry.
- Vogue Business - Offers articles and analysis on fashion industry trends and consumer behavior.
- The Business of Fashion (BoF) - An online platform providing industry news, trend reports, and analysis.

BFTCFT5102	Craft Documentation	2 Credits [LTP: 0-0-2]
-------------------	----------------------------	-------------------------------

A. Objective: The objective of the course is:

This course is designed for third-year fashion and textile design students. It focuses on developing practical skills in documenting traditional crafts and textile techniques. Students will explore various crafts, such as weaving, embroidery, printing, and dyeing, and learn techniques for capturing and preserving their processes, materials, and cultural significance. Through hands-on practice, fieldwork, and research, students will develop an understanding of craft traditions, their historical context, and contemporary applications. The course aligns with the principles of the National Education Policy, promoting cultural preservation, research skills, practical application, and creative documentation in the field of fashion and textile design.

B. Course Outcomes: After studying this course you should be able to:

CO1.Develop practical skills in documenting craft processes, materials, tools, and techniques.

CO2.Gain an understanding of traditional crafts, their cultural significance, and historical context.

CO3.Conduct fieldwork and research on craft traditions, exploring regional variations and contemporary adaptations.

CO4.Apply documentation techniques to preserve and promote traditional crafts and techniques.

CO5.Communicate effectively through visual presentations, multimedia documentation, and written reports on craft

MAPPING OF COURSE OUTCOMES WITH PROGRAMME OUTCOMES

	PO1	PO2	PO3	PO4	PO5	PO6	PO7	PO8	PO9	PO10	PO11	PO12
CO1	3	2	1	-	-	-	-	-	-	-	-	-
CO2	2	2	-	1	-	-	-	-	-	-	-	-
CO3	2	1	1	-	-	1	-	-	-	-	-	-
CO4	-	2	-	1	-	-	2	-	-	-	-	-
CO5	2	2	-	-	-	-	-	1	-	1	-	-

MAPPING OF COURSE OUTCOMES WITH PROGRAMME SPECIFIC OUTCOMES

	PSO1	PSO2	PSO3	PSO4
CO1	2	1	-	1
CO2	1	1	1	1
CO3	1	1	1	1
CO4	1	2	1	-
CO5	2	1	-	1

Note: On the basis of mapping of COs with POs, this course is related to Employability / Skill Development / Entrepreneur

Outline of the Course

Unit No.	Title of the unit	Time Required for the Unit (Hours)
1	Introduction to Craft Documentation	5
2	Documenting Craft Processes	5
3	Fieldwork and Research on Craft Traditions	5
4	Multimedia Documentation and Presentation	4
5	Promoting and Preserving Craft Traditions	5

C. Detailed Syllabus

Unit	Contents
1.	Introduction to Craft Documentation
	<ul style="list-style-type: none"> • Overview of craft documentation and its importance in preserving cultural heritage. • Introduction to craft traditions, techniques, and their significance in fashion and textile design. • Study of research methodologies and documentation techniques for crafts.
2.	Documenting Craft Processes
	<ul style="list-style-type: none"> • Techniques for capturing craft processes through photography, video, sketches, and notes. • Understanding the use of tools, materials, and techniques in craft production. • Hands-on practice in documenting craft processes through various practical methods.
3.	Fieldwork and Research on Craft Traditions
	<ul style="list-style-type: none"> • Conducting fieldwork to observe and document craft traditions and practitioners. • Researching the historical context, cultural significance, and regional variations of craft techniques. • Analysis of contemporary adaptations and innovations in craft practices.
4.	Multimedia Documentation and Presentation
	<ul style="list-style-type: none"> • Introduction to multimedia documentation techniques, including digital platforms, videos, and interactive presentations. • Creating multimedia presentations to showcase craft traditions, processes, and cultural significance. • Communicating the importance and contemporary relevance of crafts through multimedia documentation.
5.	Promoting and Preserving Craft Traditions
	<ul style="list-style-type: none"> • Exploring strategies for promoting and preserving traditional crafts and textile techniques. • Collaborative projects to develop initiatives for raising awareness and fostering sustainability in craft communities. • Creating documentation portfolios, reports, and exhibitions on craft traditions and their applications in fashion and textile design.

D. Recommended Study Material

Sr. No.	Book	Author	Edition	Publication
1.	"The Craft of Research"	Wayne C. Booth, Gregory G. Colomb, and Joseph M. Williams	University of Chicago Press	
2.	"Documentation Basics: A Guide for the Physical Therapist Assistant	Theresa J. Keller and Dree A. Miller	F.A. Davis Company	

Additional Resources:

- UNESCO Intangible Cultural Heritage - Provides information and resources on intangible cultural heritage, including craft traditions.
- Craft Revival Trust - A nonprofit organization dedicated to preserving and promoting traditional crafts in India, offering documentation resources and publications.
- Museum of International Folk Art - Offers online exhibitions and resources on folk art and craft traditions from around the world.
- The Textile Society - A membership organization focusing on textiles and their cultural heritage, providing publications and resources on traditional crafts.

BFTCFT5201	Sustainable Design Project -I	3 Credits [LTP: 1-0-4]
-------------------	--------------------------------------	-------------------------------

A. Objective: The objective of the course is:

This course is designed for third-year fashion and textile design students. It provides an opportunity for students to apply their knowledge and skills in sustainable design principles and practices to develop innovative and environmentally responsible fashion and textile projects. Students will explore various aspects of sustainability, including material selection, production techniques, ethical considerations, and lifecycle analysis. Through hands-on projects, research, and collaboration, students will develop sustainable design collections that address real-world challenges in the fashion and textile industry.

B. Course Outcomes: After studying this course you should be able to:

CO1. Gain an in-depth understanding of sustainable design principles and their application in the fashion and textile industry.

CO2. Develop practical skills in sustainable material selection, production techniques, and ethical considerations.

CO3. Apply systems thinking and lifecycle analysis to evaluate the environmental impact of design choices.

CO4. Collaborate effectively in multidisciplinary teams to develop sustainable design solutions

CO5. Present and communicate sustainable design projects effectively to diverse audiences.

MAPPING OF COURSE OUTCOMES WITH PROGRAMME OUTCOMES

	PO1	PO2	PO3	PO4	PO5	PO6	PO7	PO8	PO9	PO10	PO11	PO12
CO1	3	2	1	-	-	-	-	-	-	-	-	-
CO2	2	2	-	1	-	-	-	-	-	-	-	-
CO3	2	1	1	-	-	1	-	-	-	-	-	-
CO4	-	2	-	1	-	-	2	-	-	-	-	-
CO5	2	2	-	-	-	-	-	1	-	1	-	-

MAPPING OF COURSE OUTCOMES WITH PROGRAMME SPECIFIC OUTCOMES

	PSO1	PSO2	PSO3	PSO4
CO1	2	1	-	1
CO2	1	1	1	1
CO3	1	1	1	1
CO4	1	2	1	-
CO5	2	1	-	1

Note: On the basis of mapping of COs with POs, this course is related to Employability / Skill Development / Entrepreneur

Outline of the Course

Unit No.	Title of the unit	Time Required for the Unit (Hours)
1	Introduction to Sustainable Design	12
2	Ethical Considerations and Social Responsibility	12
3	Life Cycle Analysis and Circular Design	12
4	Design Concept Development	12
5	Design Exploration and Sketch Development	12

C. Detailed Syllabus

Unit	Contents
1.	Introduction to Sustainable Design
	<ul style="list-style-type: none"> • Overview of sustainable design principles, concepts, and their relevance to the fashion and textile industry. • Exploration of ethical considerations, social responsibility, and circular economy in sustainable design. • Study of case studies and best practices in sustainable fashion and textile design.
2.	Ethical Considerations and Social Responsibility
	<ul style="list-style-type: none"> • Understanding ethical considerations in fashion and textile design, including fair trade, labor rights, and supply chain transparency. • Exploring certifications and labeling systems for ethical and sustainable fashion. • Integrating ethical considerations and social responsibility into sustainable design projects.
3.	Life Cycle Analysis and Circular Design
	<ul style="list-style-type: none"> • Introduction to lifecycle analysis and its application to fashion and textile design. • Applying systems thinking to evaluate the environmental impact of design choices throughout the product life cycle. • Exploring circular design principles, including reparability, upcycling, and end-of-life considerations.
4.	Design Concept Development
	<ul style="list-style-type: none"> • Introduction to the design process and concept development in fashion design • Understanding the importance of research, inspiration, and mood boards in the initial stages of a project • Exploring different ideation techniques to generate design concepts • Developing a design brief and concept proposal for the studio project.
5.	Design Exploration and Sketch Development
	<ul style="list-style-type: none"> • Translating design concepts into preliminary sketches and exploratory drawings • Understanding the importance of proportion, silhouette, and detailing in fashion design • Exploring different design elements, such as color, texture, and pattern, to enhance the visual impact of the design • Experimenting with various sketching techniques and presentation styles.

D. Recommended Study Material

Sr. No.	Book	Author	Edition	Publication
1.	"Sustainable Fashion and Textiles: Design Journeys"	Kate Fletcher		Routledge
2.	"Fashion and Sustainability: Design for Change"	Kate Fletcher and Lynda Grose		Laurence King Publishing

Additional Resources:

- Sustainable Apparel Coalition (SAC) - An industry-wide initiative providing tools and resources for sustainable fashion and textile design.
- Fashion Revolution - An organization promoting transparency and sustainability in the fashion industry, providing resources and information on ethical fashion practices.
- Ellen MacArthur Foundation - A foundation promoting the transition to a circular economy, offering insights and resources on sustainable fashion and circular design.

BFTCFT5202	Textile Design I	2 Credits [LTP: 0-0-4]
-------------------	-------------------------	-------------------------------

A. Objective: The objective of the course is:

This course is designed for third-year fashion and textile design students. It focuses on the development of home furnishing collections, encompassing textiles, accessories, and decorative elements for interior spaces. Students will explore the various aspects of creating cohesive and innovative home furnishing collections, including market research, trend analysis, material selection, and product development. Through practical projects and hands-on experience, students will develop the skills necessary to design and curate aesthetically pleasing and functional home furnishing collections.

B. Course Outcomes: After studying this course you should be able to:

CO1.Develop a comprehensive understanding of the home furnishing industry, including market trends and consumer preferences.

CO2.Acquire skills in conducting market research, trend analysis, and forecasting for home furnishing collections.

CO3.Apply principles of color, pattern, texture, and scale to create harmonious and functional home furnishing collections.

CO4.Demonstrate proficiency in material selection, product development, and technical specifications for home furnishing designs.

CO5.Present and communicate home furnishing collections effectively to diverse audiences.

MAPPING OF COURSE OUTCOMES WITH PROGRAMME OUTCOMES

	PO1	PO2	PO3	PO4	PO5	PO6	PO7	PO8	PO9	PO10	PO11	PO12
CO1	3	2	1	-	-	-	-	-	-	-	-	-
CO2	2	2	-	1	-	-	-	-	-	-	-	-
CO3	2	1	1	-	-	1	-	-	-	-	-	-
CO4	-	2	-	1	-	-	2	-	-	-	-	-
CO5	2	2	-	-	-	-	-	1	-	1	-	-

MAPPING OF COURSE OUTCOMES WITH PROGRAMME SPECIFIC OUTCOMES

	PSO1	PSO2	PSO3	PSO4
CO1	2	1	-	1
CO2	1	1	1	1
CO3	1	1	1	1
CO4	1	2	1	-
CO5	2	1	-	1

Note: On the basis of mapping of COs with POs, this course is related to Employability / Skill Development / Entrepreneur

Outline of the Course

Unit No.	Title of the unit	Time Required for the Unit (Hours)
1	Introduction to Home Furnishing Collection Development	10
2	Market Research and Trend Analysis	10
3	Design Principles for Home Furnishing Collections	10
4	Material Selection and Sourcing	8
5	Product Development and Technical Specifications	8

C. Detailed Syllabus

Unit	Contents
1.	Introduction to Home Furnishing Collection Development
	<ul style="list-style-type: none"> Overview of the home furnishing industry, including key players, market segments, and consumer behavior. Introduction to the role of home furnishing collections in interior design and lifestyle trends. Study of historical and contemporary home furnishing design movements and their influence.
2.	Market Research and Trend Analysis
	<ul style="list-style-type: none"> Techniques for conducting market research and identifying target markets for home furnishing collections. Exploration of trend forecasting methodologies and tools specific to home furnishings. Analysis and interpretation of market trends and their impact on home furnishing design.
3.	Design Principles for Home Furnishing Collections
	<ul style="list-style-type: none"> Understanding design principles such as color theory, pattern development, texture, and scale. Applying design principles to create cohesive and aesthetically pleasing home furnishing collections. Hands-on exercises in sketching, rendering, and visual communication for home furnishing designs.
4.	Material Selection and Sourcing
	<ul style="list-style-type: none"> Evaluation of materials suitable for home furnishing products, considering durability, performance, and sustainability. Understanding sourcing channels and supply chain management for home furnishing materials. Hands-on experience in sourcing and selecting materials for home furnishing designs.
5.	Product Development and Technical Specifications
	<ul style="list-style-type: none"> Introduction to product development processes, including ideation, prototyping, and production. Understanding technical specifications and requirements for home furnishing products. Collaborative projects to develop prototypes and technical specifications for home furnishing designs.

D. Recommended Study Material

Sr. No.	Book	Author	Edition	Publication
1.	"Textiles for Residential and Commercial Interiors"	Amy Willbanks		Fairchild Books
2.	"Home Furnishings Workbook"	Maureen Mitton and Courtney Nystuen		Fairchild Books

Additional Resources:

- Elle Decor - A digital platform providing inspiration and trends in home furnishing and interior design.
- Architectural Digest - Offers articles, resources, and visual inspiration for home furnishing and interior design.
- Home Accents Today - An online publication focusing on the home furnishing industry, providing news and trends in the market.
- The Interior Design Institute - Offers online courses and resources on interior design principles and practices.

BFTCFT5203	Advance Pattern Making & Garments Construction I	2 Credits [LTP: 1-0-2]
-------------------	---	-------------------------------

A. Objective: The objective of the course is:

This course will develop skills in students of how to assemble a garment using different components, variations and designs to assemble various parts of garment and stitch a complete set with suitable finish. Understanding the pattern layout and fabric manipulation skills in different types of men's wear.

B. Course Outcomes: After studying this course you should be able to:

Co1.To understand the pattern layout and constructs Basic Shirt.

Co2. Learning and practice of the pattern layout and construct Basic Trouser & Jeans Block.

Co3. Enhance the skills to create pattern layout with variations and construct Waist Coat.

Co4. Learning and practice of different pattern layouts of upper garment.

Co5. To understand the finishing tips for garments.

MAPPING OF COURSE OUTCOMES WITH PROGRAMME OUTCOMES

	PO1	PO2	PO3	PO4	PO5	PO6	PO7	PO8	PO9	PO10	PO11	PO12
CO1	3	2	1	-	-	-	-	-	-	-	-	-
CO2	2	2	-	1	-	-	-	-	-	-	-	-
CO3	2	1	1	-	-	1	-	-	-	-	-	-
CO4	-	2	-	1	-	-	2	-	-	-	-	-
CO5	2	2	-	-	-	-	-	1	-	1	-	-

MAPPING OF COURSE OUTCOMES WITH PROGRAMME SPECIFIC OUTCOMES

	PSO1	PSO2	PSO3	PSO4
CO1	2	1	-	1
CO2	1	1	1	1
CO3	1	1	1	1
CO4	1	2	1	-
CO5	2	1	-	1

Note: On the basis of mapping of COs with POs, this course is related to Employability / Skill Development / Entrepreneur

Outline of the Course

Unit No.	Title of the unit	Time Required for the Unit (Hours)
1	Basic Shirt	
2	Basic Trouser & Jeans Block	
3	Waist Coat	
4	Kurta & Churidar	
5	Variations	

C. Detailed Syllabus

Unit	Contents
1.	Basic Shirt
	<ul style="list-style-type: none"> • Introduction of unit. • Pattern making & garments Construction of basic shirt • Conclusion and summary of the unit.
2.	Basic Trouser & Jeans Block
	<ul style="list-style-type: none"> • Introduction of unit. • Pattern making & garments Construction of basic trouser & jeans block. • Conclusion and summary of unit.
3.	Waist Coat
	<ul style="list-style-type: none"> • Introduction of unit. • Pattern making & garments Construction of men's waist coat. • Conclusion and summary of unit.
4.	Kurta & Churidar
	<ul style="list-style-type: none"> • Introduction of unit. • Pattern making & garments Construction of men's kurta & Churidar . • Conclusion and summary of unit.
5.	Variations
	<ul style="list-style-type: none"> • Introduction of unit. • Pattern making and development & garments Construction of garment variations selected in Men's wear. • Conclusion and summary of the unit.

D. Recommended Study Material

Sr. No.	Book	Author	Edition	Publication
1.	Metric Pattern Cutting for Men's Wear, Oxford	Aldrich, W	2019	Willey Blackwell Publishers.
2.	Pattern Making for Men's Wear, London,	Kershaw, G.	2013	London, Lawrence king Publishing
3.	Shirt Making: Developing Skills for Fine Sewing, Newton	Coffin, D.	1998	New York, Fairchild Books.
4.	Essentials of Pattern Grading,	Doyle, M. and Rodgers, J	2013	Canada, Hanover Phist.
5.	Grading Techniques for Fashion Design	Price, J.	1996	New York, Fairchild Books.
6.	Concepts of Pattern Grading	Moore, C. L.	2008	New York Fairchild Books.

BFTCFT5211	Fashion Advertising & Marketing	2 Credits [LTP: 0-0-2]
-------------------	--	-------------------------------

A. Objective: The objective of the course is:

This course is designed for third-year fashion and textile design students. It provides a comprehensive understanding of advertising and marketing principles in the context of the fashion industry. Students will explore various advertising and marketing strategies, including print, digital, and social media, to promote fashion products and brands effectively. Through practical projects, hands-on experience, and case studies, students will develop the skills necessary to design and execute advertising campaigns, create marketing materials, and understand consumer behavior.

B. Course Outcomes: After studying this course you should be able to:

CO1.Develop a thorough understanding of advertising and marketing concepts and their relevance in the fashion industry.

CO2.Acquire practical skills in designing and executing effective fashion advertising campaigns across various media.

CO3.Apply consumer behavior analysis to inform marketing strategies and enhance brand positioning

CO4.Create marketing materials and content, including visual assets and social media campaigns.

CO5.Present and communicate fashion advertising and marketing concepts professionally and persuasively.

MAPPING OF COURSE OUTCOMES WITH PROGRAMME OUTCOMES

	PO1	PO2	PO3	PO4	PO5	PO6	PO7	PO8	PO9	PO10	PO11	PO12
CO1	3	2	1	-	-	-	-	-	-	-	-	-
CO2	2	2	-	1	-	-	-	-	-	-	-	-
CO3	2	1	1	-	-	1	-	-	-	-	-	-
CO4	-	2	-	1	-	-	2	-	-	-	-	-
CO5	2	2	-	-	-	-	-	1	-	1	-	-

MAPPING OF COURSE OUTCOMES WITH PROGRAMME SPECIFIC OUTCOMES

	PSO1	PSO2	PSO3	PSO4
CO1	2	1	-	1
CO2	1	1	1	1
CO3	1	1	1	1
CO4	1	2	1	-
CO5	2	1	-	1

Note: On the basis of mapping of COs with POs, this course is related to Employability / Skill Development / Entrepreneur

Outline of the Course

Unit No.	Title of the unit	Time Required for the Unit (Hours)
1	Introduction to Fashion Advertising and Marketing	5
2	Consumer Behavior and Market Research	5
3	Branding and Brand Positioning in Fashion	5
4	Fashion Advertising Campaign Development	5
5	Digital Marketing and Social Media for Fashion	4

C. Detailed Syllabus

Unit	Contents
1.	Introduction to Fashion Advertising and Marketing
	<ul style="list-style-type: none"> Overview of fashion advertising and marketing and their significance in the fashion and textile design industry. Exploration of advertising and marketing strategies, including traditional, digital, and social media platforms. Case studies of successful fashion advertising and marketing campaigns.
2.	Consumer Behavior and Market Research
	<ul style="list-style-type: none"> Understanding consumer behavior and its impact on fashion buying decisions. Techniques for conducting market research to identify target audiences and consumer preferences. Analysis of consumer trends and their influence on fashion marketing strategies.
3.	Branding and Brand Positioning in Fashion
	<ul style="list-style-type: none"> Understanding the importance of branding and its role in shaping brand identity. Techniques for effective brand positioning in the competitive fashion market. Creating brand narratives and visual identities for fashion brands.
4.	Fashion Advertising Campaign Development
	<ul style="list-style-type: none"> Designing and developing fashion advertising campaigns for print and digital media. Collaboration with graphic designers and photographers to execute advertising concepts. Incorporating storytelling and visual elements to enhance campaign effectiveness.
5.	Digital Marketing and Social Media for Fashion
	<ul style="list-style-type: none"> Exploring digital marketing channels and their role in fashion brand promotion. Understanding social media marketing strategies for fashion brands. Hands-on practice in creating engaging social media content and campaigns.

D. Recommended Study Material

Sr. No.	Book	Author	Edition	Publication
1.	"Fashion Marketing and Communications"	Gaynor Lea-Greenwood		Routledge
2.	"The End of Fashion: How Marketing Changed the Clothing Business Forever"	Teri Agins		HarperBusiness

BFTCFT5102	Accessory Design	2 Credits [LTP: 2-0-2]
-------------------	-------------------------	-------------------------------

A. Objective: The objective of the course is:

This course is designed for third-year fashion and textile design students. It focuses on developing practical skills and creative insights in the design of fashion accessories, including jewelry, handbags, footwear, and other adornments. Students will explore various materials, techniques, and design principles to create innovative and aesthetically pleasing accessories that complement contemporary fashion trends. Through hands-on projects, prototyping, and collaborative learning, students will gain a comprehensive understanding of accessory design, its cultural significance, and its role in the fashion industry.

B. Course Outcomes: After studying this course you should be able to:

CO1.Develop practical skills in designing fashion accessories, including jewelry, handbags, and footwear.

CO2.Acquire a thorough understanding of materials, techniques, and production processes used in accessory design.

CO3.Apply design principles, aesthetics, and cultural influences to create unique and contemporary accessory designs.

CO4.Explore sustainable practices in accessory design, considering material sourcing and ethical considerations.

CO5.Present and communicate accessory design concepts effectively through visual and written presentations.

MAPPING OF COURSE OUTCOMES WITH PROGRAMME OUTCOMES

	PO1	PO2	PO3	PO4	PO5	PO6	PO7	PO8	PO9	PO10	PO11	PO12
CO1	3	2	1	-	-	-	-	-	-	-	-	-
CO2	2	2	-	1	-	-	-	-	-	-	-	-
CO3	2	1	1	-	-	1	-	-	-	-	-	-
CO4	-	2	-	1	-	-	2	-	-	-	-	-
CO5	2	2	-	-	-	-	-	1	-	1	-	-

MAPPING OF COURSE OUTCOMES WITH PROGRAMME SPECIFIC OUTCOMES

	PSO1	PSO2	PSO3	PSO4
CO1	2	1	-	1
CO2	1	1	1	1
CO3	1	1	1	1
CO4	1	2	1	-
CO5	2	1	-	1

Note: On the basis of mapping of COs with POs, this course is related to Employability / Skill Development / Entrepreneur

Outline of the Course

Unit No.	Title of the unit	Time Required for the Unit (Hours)
1	Introduction to Accessory Design	10
2	Materials and Techniques in Accessory Design	10
3	Design Principles for Fashion Accessories	8
4	Sustainable Practices in Accessory Design	10
5	Accessory Collection Development and Presentation	8

C. Detailed Syllabus

Unit	Contents
1.	Introduction to Accessory Design
	<ul style="list-style-type: none"> Overview of accessory design and its significance in the fashion and textile industry. Exploration of different types of fashion accessories and their historical evolution. Study of influential accessory designers and iconic accessory collections.
2.	Materials and Techniques in Accessory Design
	<ul style="list-style-type: none"> Understanding different materials used in accessory design, such as metals, gemstones, fabrics, and leather. Exploration of traditional and innovative techniques for crafting fashion accessories. Hands-on practice in prototyping and experimenting with materials and techniques.
3.	Design Principles for Fashion Accessories
	<ul style="list-style-type: none"> Applying design principles, such as balance, proportion, and harmony, to create aesthetically pleasing accessories. Analysis of cultural influences and inspirations in accessory design. Collaborative projects to develop cohesive accessory collections.
4.	Sustainable Practices in Accessory Design
	<ul style="list-style-type: none"> Exploration of sustainable materials, ethical sourcing, and eco-friendly production methods in accessory design. Understanding the environmental impact of accessory materials and design choices. Incorporating sustainable practices into accessory design projects
5.	Accessory Collection Development and Presentation
	<ul style="list-style-type: none"> Developing accessory collections based on a specific theme or concept. Creating technical drawings, renderings, and 3D models of accessory designs. Preparing and presenting a portfolio showcasing the accessory collection.

D. Recommended Study Material

Sr. No.	Book	Author	Edition	Publication
1.	"Fashionary Bag Design"	Fashionary		Fashionary
2.	"Shoe Design: A Handbook for Footwear Designers"	American Education Publishing		CreateSpace Independent Publishing Platform

Additional Resources:

- Accessories Magazine - Provides industry news, trends, and resources related to accessory design and fashion.
- The Business of Fashion (BoF) - An online platform offering insights and analysis on accessory design and the fashion industry.
- Council of Fashion Designers of America (CFDA) - Provides resources, events, and educational content for fashion accessory designers.
- Fashion Institute of Technology (FIT) Library - Offers an online collection of books, articles, and resources on accessory design and related topics.

BFTCFT5201	Illustrator	2 Credits [LTP: 1-0-2]
-------------------	--------------------	-------------------------------

A. Objective: The objective of the course is:

This course is designed for third-year fashion and textile design students. It focuses on developing practical skills in using Adobe Illustrator, a vector graphics software, as a powerful tool for creating fashion illustrations, textile designs, and technical drawings. Students will learn how to utilize the software's features to bring their creative ideas to life, efficiently design patterns, and present professional-quality designs. Through hands-on exercises, projects, and real-world applications, students will gain proficiency in using Adobe Illustrator to enhance their design capabilities in the fashion and textile industry and textile design.

B. Course Outcomes: After studying this course you should be able to:

CO1. Gain a comprehensive understanding of Adobe Illustrator's interface, tools, and features relevant to fashion and textile design.

CO2. Develop practical skills in creating fashion illustrations, textile patterns, and technical drawings using Adobe Illustrator.

CO3. Apply design principles, color theory, and composition techniques to enhance fashion and textile designs.

CO4. Utilize Adobe Illustrator to digitize hand-drawn sketches and create digital design portfolios.

CO5. Present and communicate design concepts effectively through professional-quality digital illustrations and technical drawings.

MAPPING OF COURSE OUTCOMES WITH PROGRAMME OUTCOMES

	PO1	PO2	PO3	PO4	PO5	PO6	PO7	PO8	PO9	PO10	PO11	PO12
CO1	3	2	1	-	-	-	-	-	-	-	-	-
CO2	2	2	-	1	-	-	-	-	-	-	-	-
CO3	2	1	1	-	-	1	-	-	-	-	-	-
CO4	-	2	-	1	-	-	2	-	-	-	-	-
CO5	2	2	-	-	-	-	-	1	-	1	-	-

MAPPING OF COURSE OUTCOMES WITH PROGRAMME SPECIFIC OUTCOMES

	PSO1	PSO2	PSO3	PSO4
CO1	2	1	-	1
CO2	1	1	1	1
CO3	1	1	1	1
CO4	1	2	1	-
CO5	2	1	-	1

Note: On the basis of mapping of COs with POs, this course is related to Employability / Skill Development / Entrepreneur

Outline of the Course

Unit No.	Title of the unit	Time Required for the Unit (Hours)
1	Introduction to Adobe Illustrator for Fashion and Textile Design	7
2	Fashion Illustration Techniques in Adobe Illustrator	7
3	Textile Design and Pattern Creation	7
4	Technical Drawing and Fashion Flats	7
5	Digital Portfolio and Presentation	8

C. Detailed Syllabus

Unit	Contents
1.	Introduction to Adobe Illustrator for Fashion and Textile Design
	<ul style="list-style-type: none"> Overview of Adobe Illustrator's interface, workspace, and essential tools for fashion and textile design. Introduction to vector graphics and its advantages in fashion design and pattern creation. Hands-on exercises to familiarize students with Adobe Illustrator's navigation and basic features.
2.	Fashion Illustration Techniques in Adobe Illustrator
	<ul style="list-style-type: none"> Utilizing Adobe Illustrator to create fashion illustrations with precision and artistic expression. Understanding proportions, poses, and garment details in digital fashion illustration. Collaborative projects to illustrate fashion collections and design concepts using Adobe Illustrator.
3.	Textile Design and Pattern Creation
	<ul style="list-style-type: none"> Techniques for creating seamless and repeating patterns in Adobe Illustrator. Understanding colorways, textile design layouts, and pattern variations. Hands-on practice in designing textile prints and patterns for various applications.
4.	Technical Drawing and Fashion Flats
	<ul style="list-style-type: none"> Utilizing Adobe Illustrator to create accurate technical drawings and fashion flats. Understanding garment construction details, measurements, and technical specifications. Creating professional technical drawings for design documentation and production.
5.	Digital Portfolio and Presentation
	<ul style="list-style-type: none"> Organizing and presenting fashion and textile designs in a digital portfolio using Adobe Illustrator. Preparing visual presentations and mock-ups for design proposals and showcases. Critiquing and refining digital design portfolios for professional presentation.

D. Recommended Study Material

Sr. No.	Book	Author	Edition	Publication
1.	"Adobe Illustrator Classroom in a Book"	Adobe Creative Team		Adobe Press
2.	"Fashion Designers Handbook for Adobe Illustrator"	Marianne Centner		Harper Design

BFTCFT5204	Industrial Training I	2 Credits [LTP: 1-0-2]
-------------------	------------------------------	-------------------------------

A. Objective: The objective of the course is:

This course is designed to give students the opportunity to gain practical experience in the fashion and textile industry. Students will work in a variety of settings, including design houses, manufacturing facilities, and retail stores. They will gain exposure to different aspects of the industry, such as design, production, marketing, and sales.

B. Course Outcomes: After studying this course you should be able to:

- CO1.** Gain practical experience in the fashion and textile industry
- CO2.** Develop their skills in design, production, marketing, and sales
- CO3.** Network with professionals in the industry
- CO4.** Prepare for their future careers in fashion and textile design

MAPPING OF COURSE OUTCOMES WITH PROGRAMME OUTCOMES

	PO1	PO2	PO3	PO4	PO5	PO6	PO7	PO8	PO9	PO10	PO11	PO12
CO1	3	2	1	-	-	-	-	-	-	-	-	-
CO2	2	2	-	1	-	-	-	-	-	-	-	-
CO3	2	1	1	-	-	1	-	-	-	-	-	-
CO4	-	2	-	1	-	-	2	-	-	-	-	-
CO5	2	2	-	-	-	-	-	1	-	1	-	-

MAPPING OF COURSE OUTCOMES WITH PROGRAMME SPECIFIC OUTCOMES

	PSO1	PSO2	PSO3	PSO4
CO1	2	1	-	1
CO2	1	1	1	1
CO3	1	1	1	1
CO4	1	2	1	-
CO5	2	1	-	1

Note: On the basis of mapping of COs with POs, this course is related to Employability / Skill Development / Entrepreneur

Outline of the Course

Unit No.	Title of the unit	Time Required for the Unit (Hours)
1	Introduction to Industrial Training	7
2	Finding an Industrial Training Placement	7
3	The Industrial Training Experience	7
4	The Industrial Training Portfolio	7
5	The Final Presentation	8

C. Detailed Syllabus

Unit	Contents
1.	Introduction to Industrial Training
	<ul style="list-style-type: none"> • The purpose of industrial training • The different types of industrial training • The benefits of industrial training
2.	Finding an Industrial Training Placement
	<ul style="list-style-type: none"> • How to find an industrial training placement • What to look for in an industrial training placement • How to prepare for an industrial training placement
3.	The Industrial Training Experience
	<ul style="list-style-type: none"> • What to expect during industrial training • How to get the most out of industrial training • How to reflect on your industrial training experience •
4.	The Industrial Training Portfolio
	<ul style="list-style-type: none"> • What to include in your industrial training portfolio • How to organize your industrial training portfolio • How to present your industrial training portfolio •
5.	The Final Presentation
	<ul style="list-style-type: none"> • What to include in your final presentation • How to organize your final presentation • How to deliver your final presentation

Additional Resources:

- The Fashion Industry: An Introduction by Christopher Beward
- Fashion Design: The Business of Fashion by Linda Welters and Valerie Steele
- The Fashion Business: Design, Marketing, and Management by Joanne Arbuckle and Peter York
- The Fashion Industry: An Introduction to Fashion Studies by Valerie Steele

Semester - VI

BFTCFT6101	Apparel Production Management	2 Credits [LTP: 0-0-2]
-------------------	--------------------------------------	-------------------------------

A. Objective: The objective of the course is:

This course is designed for third-year fashion and textile design students. It focuses on providing practical knowledge and skills in managing the production of apparel, from concept to finished product. Students will learn about production planning, sourcing, quality control, and supply chain management in the context of the fashion industry. Through hands-on projects, industry visits, and case studies, students will gain insights into the complexities of apparel production and develop the expertise required to ensure efficient and sustainable production processes. The course aligns with the principles of the National Education Policy, promoting practical application, critical thinking, problem-solving, and sustainable practices in the field of fashion and textile design.

B. Course Outcomes: After studying this course you should be able to:

CO1. Develop a comprehensive understanding of the apparel production process, from design development to final product delivery.

CO2. Acquire practical skills in production planning, material sourcing, and inventory management for apparel manufacturing.

CO3. Apply quality control measures and implement best practices to ensure product consistency and reliability.

CO4. Explore sustainability practices in apparel production, considering ethical sourcing, waste reduction, and eco-friendly manufacturing.

CO5. Present and communicate apparel production strategies effectively, taking into account industry standards and guidelines.

MAPPING OF COURSE OUTCOMES WITH PROGRAMME OUTCOMES

	PO1	PO2	PO3	PO4	PO5	PO6	PO7	PO8	PO9	PO10	PO11	PO12
CO1	3	2	1	-	-	-	-	-	-	-	-	-
CO2	2	2	-	1	-	-	-	-	-	-	-	-
CO3	2	1	1	-	-	1	-	-	-	-	-	-
CO4	-	2	-	1	-	-	2	-	-	-	-	-
CO5	2	2	-	-	-	-	-	1	-	1	-	-

MAPPING OF COURSE OUTCOMES WITH PROGRAMME SPECIFIC OUTCOMES

	PSO1	PSO2	PSO3	PSO4
CO1	2	1	-	1
CO2	1	1	1	1
CO3	1	1	1	1
CO4	1	2	1	-
CO5	2	1	-	1

Note: On the basis of mapping of COs with POs, this course is related to Employability / Skill Development / Entrepreneur

Outline of the Course

Unit No.	Title of the unit	Time Required for the Unit (Hours)
1	Introduction to Apparel Production Management	5
2	Production Planning and Scheduling	5
3	Material Sourcing and Supply Chain Management	5
4	Quality Control and Production Standards	5
5	Sustainable Apparel Production Practices	4

C. Detailed Syllabus

Unit	Contents
1.	Introduction to Apparel Production Management
	<ul style="list-style-type: none"> • Overview of apparel production management and its significance in the fashion and textile industry. • Understanding the roles and responsibilities of production managers in apparel manufacturing. • Introduction to production systems and methodologies used in the fashion industry.
2.	Production Planning and Scheduling
	<ul style="list-style-type: none"> • Techniques for efficient production planning, including forecasting, lead times, and production schedules. • Collaborative projects to develop production plans for apparel collections. • Hands-on experience in managing production schedules and handling unforeseen challenges.
3.	Material Sourcing and Supply Chain Management
	<ul style="list-style-type: none"> • Understanding the apparel supply chain, from raw material sourcing to finished product distribution. • Techniques for sourcing materials and managing suppliers in a global market. • Exploring supply chain models and practices to optimize production efficiency.
4.	Quality Control and Production Standards
	<ul style="list-style-type: none"> • Implementing quality control measures in apparel production to ensure product consistency and customer satisfaction. • Understanding industry standards and best practices for quality assurance. • Collaborative projects to conduct quality assessments and implement improvements in production processes.
5.	Sustainable Apparel Production Practices
	<ul style="list-style-type: none"> • Exploring sustainability practices in apparel production, including eco-friendly materials and ethical sourcing. • Understanding the environmental and social impact of apparel manufacturing. • Developing sustainable production strategies and incorporating circular economy principles.

D. Recommended Study Material

Sr. No.	Book	Author	Edition	Publication
1.	"Apparel Production Management and the Technical Package"	Paula J. Myers-McDevitt		Fairchild Books
2.	"Sustainable Fashion: What's Next? A Conversation About Issues, Practices and Possibilities"	Janet Hethorn and Connie Ulasewicz		Bloomsbury Visual Arts

Additional Resources:

- World Trade Organization (WTO) - Provides information on international trade in textiles and apparel.
- American Apparel & Footwear Association (AAFA) - Offers resources on apparel manufacturing and supply chain management.
- National Council of Textile Organizations (NCTO) - Provides insights and updates on the textile and apparel industry in the United States.
- Sustainable Apparel Coalition (SAC) - A global alliance working to reduce the environmental and social impacts of apparel and footwear products.

BFTCFT6201	Research Methodology	2 Credits [LTP: 0-0-4]
-------------------	-----------------------------	-------------------------------

A. Objective: The objective of the course is:

This course is designed for third-year fashion and textile design students. It aims to provide students with a comprehensive understanding of research methods and techniques relevant to the fashion and textile industry. Through theoretical lectures, practical exercises, and research projects, students will learn to conduct effective research, analyze data, and present findings professionally. The course will emphasize the importance of research in the design process, innovation, and decision-making within the fashion and textile design domain.

B. Course Outcomes: After studying this course you should be able to:

CO1. Understand the fundamental principles of research methodology and its application in the fashion and textile industry.

CO2. Gain practical skills in research design, data collection, and analysis using appropriate tools and techniques.

CO3. Apply research methods to identify design trends, consumer preferences, and market demands in the fashion sector.

CO4. Evaluate and critique research studies, considering ethical considerations and best practices in the field.

CO5. Communicate research findings effectively through written reports and visual presentations.

MAPPING OF COURSE OUTCOMES WITH PROGRAMME OUTCOMES

	PO1	PO2	PO3	PO4	PO5	PO6	PO7	PO8	PO9	PO10	PO11	PO12
CO1	3	2	1	-	-	-	-	-	-	-	-	-
CO2	2	2	-	1	-	-	-	-	-	-	-	-
CO3	2	1	1	-	-	1	-	-	-	-	-	-
CO4	-	2	-	1	-	-	2	-	-	-	-	-
CO5	2	2	-	-	-	-	-	1	-	1	-	-

MAPPING OF COURSE OUTCOMES WITH PROGRAMME SPECIFIC OUTCOMES

	PSO1	PSO2	PSO3	PSO4
CO1	2	1	-	1
CO2	1	1	1	1
CO3	1	1	1	1
CO4	1	2	1	-
CO5	2	1	-	1

Note: On the basis of mapping of COs with POs, this course is related to Employability / Skill Development / Entrepreneur

Outline of the Course

Unit No.	Title of the unit	Time Required for the Unit (Hours)
1	Introduction to Research Methodology	10
2	Research Design and Proposal Development	10
3	Data Collection Methods in Fashion Research	8
4	Data Analysis and Interpretation	8
5	Research Report and Presentation	10

C. Detailed Syllabus

Unit	Contents
1.	Introduction to Research Methodology
	<ul style="list-style-type: none"> • Overview of research methodology and its relevance in fashion and textile design. • Understanding different research approaches, including qualitative and quantitative methods. • Ethical considerations in research and the importance of informed consent.
2.	Research Design and Proposal Development
	<ul style="list-style-type: none"> • Techniques for formulating research questions and hypotheses in the fashion context. • Developing research proposals, including research objectives, scope, and methodology. • Collaborative projects to create research proposals for fashion and textile-related topics.
3.	Data Collection Methods in Fashion Research
	<ul style="list-style-type: none"> • Exploration of primary and secondary data collection methods, such as surveys, interviews, and observations. • Understanding sampling techniques and their applicability in fashion research. • Hands-on experience in data collection and analysis using appropriate tools.
4.	Data Analysis and Interpretation
	<ul style="list-style-type: none"> • Techniques for analyzing and interpreting research data, including statistical analysis and thematic coding. • Understanding the role of data visualization in presenting research findings effectively. • Collaborative projects to analyze and interpret fashion-related research data.
5.	Research Report and Presentation
	<ul style="list-style-type: none"> • Techniques for writing research reports, including structuring and formatting guidelines. • Creating visual presentations to effectively communicate research findings. • Presenting and defending research projects to peers and faculty.

D. Recommended Study Material

Sr. No.	Book	Author	Edition	Publication
1.	"Research Methods for the Fashion Industry"	Jingjing Lin and David E. Yoo		Bloomsbury Visual Arts
2.	"The Craft of Research"	Wayne C. Booth, Gregory G. Colomb, and Joseph M. Williams		University of Chicago Press

Additional Resources:

- Fashion Research Network (FRN) - Provides resources and publications on research in the fashion industry.
- Fashion Institute of Technology (FIT) Library - Offers access to academic journals and research databases related to fashion and textiles.
- Research Gate - An online platform for accessing research papers and academic publications in fashion and textile design.
- The Research Whisperer - Offers tips and advice on research methodology and academic writing

BFTCFT6202	Sustainable Design Project II	3 Credits [LTP: 0-0-6]
-------------------	--------------------------------------	-------------------------------

A. Objective: The objective of the course is:

This course is designed for third-year fashion and textile design students. It provides an opportunity for students to apply their knowledge and skills in sustainable design principles and practices to develop innovative and environmentally responsible fashion and textile projects. Students will explore various aspects of sustainability, including material selection, production techniques, ethical considerations, and lifecycle analysis. Through hands-on projects, research, and collaboration, students will develop sustainable design collections that address real-world challenges in the fashion and textile industry.

B. Course Outcomes: After studying this course you should be able to:

CO1. Gain an in-depth understanding of sustainable design principles and their application in the fashion and textile industry

CO2. Develop practical skills in sustainable material selection, production techniques, and ethical considerations.

CO3. Apply systems thinking and lifecycle analysis to evaluate the environmental impact of design choices.

CO4. Collaborate effectively in multidisciplinary teams to develop sustainable design solutions.

CO5. Present and communicate sustainable design projects effectively to diverse audiences.

MAPPING OF COURSE OUTCOMES WITH PROGRAMME OUTCOMES

	PO1	PO2	PO3	PO4	PO5	PO6	PO7	PO8	PO9	PO10	PO11	PO12
CO1	3	2	1	-	-	-	-	-	-	-	-	-
CO2	2	2	-	1	-	-	-	-	-	-	-	-
CO3	2	1	1	-	-	1	-	-	-	-	-	-
CO4	-	2	-	1	-	-	2	-	-	-	-	-
CO5	2	2	-	-	-	-	-	1	-	1	-	-

MAPPING OF COURSE OUTCOMES WITH PROGRAMME SPECIFIC OUTCOMES

	PSO1	PSO2	PSO3	PSO4
CO1	2	1	-	1
CO2	1	1	1	1
CO3	1	1	1	1
CO4	1	2	1	-
CO5	2	1	-	1

Note: On the basis of mapping of COs with POs, this course is related to Employability / Skill Development / Entrepreneur

Outline of the Course

Unit No.	Title of the unit	Time Required for the Unit (Hours)
1	Pattern Making (last semester's Design studio continuation)	14
2	Test Fit/Toile Development	15
3	Fabric Selection, Material Exploration & Technical sheet formation	14
4	Final Collection Presentation and Exhibition	15
5	Portfolio Development and Presentation Skills	14

C. Detailed Syllabus

Unit	Contents
1.	Pattern Making (last semester's Design studio continuation)
	<ul style="list-style-type: none"> Developing patterns based on the finalized design concepts Understanding the relationship between pattern making, fit, and garment construction Learning advanced pattern manipulation techniques to achieve desired design elements
2.	Test Fit/Toile Development
	<ul style="list-style-type: none"> Using garment construction techniques to bring the design concepts to life Using cheap fabric to develop selected garments. Understanding the relationship between pattern making, fit, and garment construction
3.	Fabric Selection, Material Exploration & Technical sheet formation
	<ul style="list-style-type: none"> Exploring different fabric options and considering their suitability for the project Understanding the impact of fabric properties, drape, and texture on the design concept Conducting fabric sourcing activities and analysis to support design decisions Experimenting with fabric manipulation techniques and surface treatments to enhance the design Learning how to create technical flats and detail drawings for the design project Creating a comprehensive technical package for the design project
4.	Final Collection Presentation and Exhibition
	<ul style="list-style-type: none"> Preparing for a final collection presentation or exhibition showcasing the design project Organizing and curating the presentation space or exhibition area Developing marketing and promotional materials to support the final collection presentation Participating in a fashion show or exhibition event to showcase the design project to industry professionals and the public
5.	Portfolio Development and Presentation Skills
	<ul style="list-style-type: none"> Learning how to create a professional portfolio showcasing the design project Understanding the importance of visual storytelling and effective presentation techniques Developing presentation skills to effectively communicate design concepts and project outcomes Refining portfolio content, layout, and organization

D. Recommended Study Material

Sr. No.	Book	Author	Edition	Publication
1.	"Sustainable Fashion and Textiles: Design Journeys"	Kate Fletcher		Routledge
2.	"Fashion and Sustainability: Design for Change"	by Kate Fletcher and Lynda Grose		Laurence King Publishing

Additional Resources:

- Sustainable Apparel Coalition (SAC) - An industry-wide initiative providing tools and resources for sustainable fashion and textile design.
- Fashion Revolution - An organization promoting transparency and sustainability in the fashion industry, providing resources and information on ethical fashion practices.
- Ellen MacArthur Foundation - A foundation promoting the transition to a circular economy, offering insights and resources on sustainable fashion and circular design.

BFTCFT6203	Textile Design II	2 Credits [LTP: 0-0-4]
-------------------	--------------------------	-------------------------------

A. Objective: The objective of the course is:

This course is designed for third-year fashion and textile design students. It focuses on the development of home furnishing collections, encompassing textiles, accessories, and decorative elements for interior spaces. Students will explore the various aspects of creating cohesive and innovative home furnishing collections, including market research, trend analysis, material selection, and product development. Through practical projects and hands-on experience, students will develop the skills necessary to design and curate aesthetically pleasing and functional home furnishing collections.

B. Course Outcomes: After studying this course you should be able to:

CO1.Develop a comprehensive understanding of the home furnishing industry, including market trends and consumer preferences.

CO2.Acquire skills in conducting market research, trend analysis, and forecasting for home furnishing collections.

CO3.Apply principles of color, pattern, texture, and scale to create harmonious and functional home furnishing collections.

CO4.Demonstrate proficiency in material selection, product development, and technical specifications for home furnishing designs.

CO5.Present and communicate home furnishing collections effectively to diverse audiences.

MAPPING OF COURSE OUTCOMES WITH PROGRAMME OUTCOMES

	PO1	PO2	PO3	PO4	PO5	PO6	PO7	PO8	PO9	PO10	PO11	PO12
CO1	3	2	1	-	-	-	-	-	-	-	-	-
CO2	2	2	-	1	-	-	-	-	-	-	-	-
CO3	2	1	1	-	-	1	-	-	-	-	-	-
CO4	-	2	-	1	-	-	2	-	-	-	-	-
CO5	2	2	-	-	-	-	-	1	-	1	-	-

MAPPING OF COURSE OUTCOMES WITH PROGRAMME SPECIFIC OUTCOMES

	PSO1	PSO2	PSO3	PSO4
CO1	2	1	-	1
CO2	1	1	1	1
CO3	1	1	1	1
CO4	1	2	1	-
CO5	2	1	-	1

Note: On the basis of mapping of COs with POs, this course is related to Employability / Skill Development / Entrepreneur

Outline of the Course

Unit No.	Title of the unit	Time Required for the Unit (Hours)
1	Sustainable Practices in Home Furnishing	10
2	Presentation and Visualization Techniques	10
3	Interior Styling and Display	10
4	Production and Manufacturing Considerations	10
5	Home Furnishing Collection Showcase	8

C. Detailed Syllabus

Unit	Contents
1.	Sustainable Practices in Home Furnishing
	<ul style="list-style-type: none"> Exploring sustainable practices in home furnishing design, including eco-friendly materials and production methods. Analyzing the environmental and social impact of home furnishing production and consumption. Integrating sustainable principles into home furnishing collection development.
2.	Presentation and Visualization Techniques
	<ul style="list-style-type: none"> Techniques for visually presenting home furnishing collections, including mood boards, renderings, and 3D visualizations. Developing presentation skills to effectively communicate design concepts and narratives. Creating professional presentation materials for home furnishing collections.
3.	Interior Styling and Display
	<ul style="list-style-type: none"> Exploring principles of interior styling and display for home furnishing products. Designing vignettes and room settings to showcase home furnishing collections. Collaboration with interior design professionals to create visually compelling displays.
4.	Production and Manufacturing Considerations
	<ul style="list-style-type: none"> Understanding production processes and considerations specific to home furnishing products. Exploring manufacturing options and collaboration with artisans and craftsmen. Analysis of cost factors, quality control, and production timelines in home furnishing collection development.
5.	Home Furnishing Collection Showcase
	<ul style="list-style-type: none"> Planning and organizing a home furnishing collection showcase or exhibition. Curating and presenting home furnishing collections to a wider audience. Evaluation and reflection on the development process and presentation of home furnishing collections.

D. Recommended Study Material

Sr. No.	Book	Author	Edition	Publication
1.	"Textiles for Residential and Commercial Interiors"	Amy Willbanks		Fairchild Books
2.	"Home Furnishings Workbook"	Maureen Mitton and Courtney Nystuen		Fairchild Books

Additional Resources:

- Elle Decor - A digital platform providing inspiration and trends in home furnishing and interior design.
- Architectural Digest - Offers articles, resources, and visual inspiration for home furnishing and interior design.
- Home Accents Today - An online publication focusing on the home furnishing industry, providing news and trends in the market.
- The Interior Design Institute - Offers online courses and resources on interior design principles and practices.

BFTCFT6204	Advance PMGC-II	2 Credits [LTP: 0-0-4]
-------------------	------------------------	-------------------------------

A. Objective: The objective of the course is:

This course will develop skills in students design a garment for kids with different components, variations and designs to assemble various parts of garment and stitch a complete set with suitable finish. Understanding the pattern layout and fabric design skills in different type of kids wear.

B. Course Outcomes: After studying this course you should be able to:

Co1.To understands the basic bodice block.

Co2. Learning the Design development skills of Kids wear

Co3. Enhance the skills to create pattern layout with variations and construct

Co4. Learning and practice of different kids' garments applying different techniques.

Co5. Understands the finishing tips for garments.

MAPPING OF COURSE OUTCOMES WITH PROGRAMME OUTCOMES

	PO1	PO2	PO3	PO4	PO5	PO6	PO7	PO8	PO9	PO10	PO11	PO12
CO1	3	2	1	-	-	-	-	-	-	-	-	-
CO2	2	2	-	1	-	-	-	-	-	-	-	-
CO3	2	1	1	-	-	1	-	-	-	-	-	-
CO4	-	2	-	1	-	-	2	-	-	-	-	-
CO5	2	2	-	-	-	-	-	1	-	1	-	-

MAPPING OF COURSE OUTCOMES WITH PROGRAMME SPECIFIC OUTCOMES

	PSO1	PSO2	PSO3	PSO4
CO1	2	1	-	1
CO2	1	1	1	1
CO3	1	1	1	1
CO4	1	2	1	-
CO5	2	1	-	1

Note: On the basis of mapping of COs with POs, this course is related to Employability / Skill Development / Entrepreneur

Outline of the Course

Unit No.	Title of the unit	Time Required for the Unit (Hours)
1	Pattern Making For Children	10
2	Casual and Formal wear	10
3	Design Process	10
4	Design Development	10
5	Design Studio	8

C. Detailed Syllabus

Unit	Contents
1.	Pattern Making & Garments Construction For Children
	<ul style="list-style-type: none"> • Drafting Basic blocks for children- Infants, Toddlers, Children. • Knitted/ Woven fabric - sample development • Conclusion and summary of the unit
2.	Casual and Formal wear
	<ul style="list-style-type: none"> • Introduction to the unit • Development of casual and formal wear design patterns. • Conclusion and summary of the unit
3.	Design Process
	<ul style="list-style-type: none"> • Development of a design brief for a market. Design development of Kids wear. • Presentation in the research document of the Forecast, Brand and market study, accessories.
4.	Design Development
	<ul style="list-style-type: none"> • Design development of kids garments
5.	Design Studio
	<ul style="list-style-type: none"> • Pattern making & Garments Construction, Draping technique used for the men's wear the desired one ensemble • from the range of five, appropriate sewing techniques used for realizing the ensemble

D. Recommended Study Material

Sr. No.	Book	Author	Edition	Publication
1.	Metric Pattern Cutting for Children's Wear	Winifred, A	1998	Oxford, Blackwell Science.
2.	Designing and Pattern making for Stretch Fabrics, New York,	Richardson, K.	2008	Fairchild Books
3.	Children's Clothes Since 1750, New York	Rose, C.	1989	Drama Books.
4.	Dictionary of Children's Clothes, London,	Marshall, N	2008	V & A Publishing.

BFTCFT6211	Quality Control	2 Credits [LTP: 2-0-0]
-------------------	------------------------	-------------------------------

A. Objective: The objective of the course is:

This course is designed for third-year fashion and textile design students. It focuses on providing a comprehensive understanding of quality control principles and practices in the fashion and textile industry. Students will learn how to evaluate and maintain product quality, ensuring that the final garments and textiles meet industry standards and customer expectations. Through theoretical lectures, practical exercises, and industry case studies, students will develop the skills necessary to identify defects, implement quality control measures, and ensure compliance with ethical and sustainability standards.

B. Course Outcomes: After studying this course you should be able to:

CO1. Understand the importance of quality control in the fashion and textile industry and its impact on customer satisfaction and brand reputation.

CO2. Gain practical skills in evaluating product quality, identifying defects, and implementing corrective measures.

CO3. Apply quality control techniques to ensure adherence to industry standards and specifications.

CO4. Explore ethical and sustainable practices in quality control for responsible fashion and textile production.

CO5. Present and communicate quality control findings and recommendations professionally.

MAPPING OF COURSE OUTCOMES WITH PROGRAMME OUTCOMES

	PO1	PO2	PO3	PO4	PO5	PO6	PO7	PO8	PO9	PO10	PO11	PO12
CO1	3	2	1	-	-	-	-	-	-	-	-	-
CO2	2	2	-	1	-	-	-	-	-	-	-	-
CO3	2	1	1	-	-	1	-	-	-	-	-	-
CO4	-	2	-	1	-	-	2	-	-	-	-	-
CO5	2	2	-	-	-	-	-	1	-	1	-	-

MAPPING OF COURSE OUTCOMES WITH PROGRAMME SPECIFIC OUTCOMES

	PSO1	PSO2	PSO3	PSO4
CO1	2	1	-	1
CO2	1	1	1	1
CO3	1	1	1	1
CO4	1	2	1	-
CO5	2	1	-	1

Note: On the basis of mapping of COs with POs, this course is related to Employability / Skill Development / Entrepreneur

Outline of the Course

Unit No.	Title of the unit	Time Required for the Unit (Hours)
1	Introduction to Quality Control	5
2	Quality Control Techniques for Textiles	5
3	Quality Control for Apparel Production	5
4	Quality Assurance and Compliance	5
5	Ethical and Sustainable Quality Control	4

C. Detailed Syllabus

Unit	Contents
1.	Introduction to Quality Control
	<ul style="list-style-type: none"> Overview of quality control principles and their significance in the fashion and textile industry. Understanding different quality control approaches, including inspection and testing. Ethical considerations in quality control, including fair labor practices and responsible sourcing.
2.	Quality Control Techniques for Textiles
	<ul style="list-style-type: none"> Techniques for evaluating fabric quality, including visual inspection and fabric testing. Understanding textile properties and their impact on garment performance. Collaborative projects to analyze textile quality and performance.
3.	Quality Control Techniques for Textiles
	<ul style="list-style-type: none"> Techniques for inspecting and evaluating garment quality during the production process. Understanding garment construction standards and measurements. Hands-on experience in identifying defects and implementing corrective actions.
4.	Quality Assurance and Compliance
	<ul style="list-style-type: none"> Techniques for ensuring compliance with industry standards and regulations. Understanding international quality assurance standards and certifications. Collaborative projects to develop quality assurance plans.
5.	Ethical and Sustainable Quality Control
	<ul style="list-style-type: none"> Exploring ethical considerations in quality control, including fair trade and worker welfare. Understanding sustainability practices in fashion and textile production. Implementing sustainable quality control measures in fashion projects.

D. Recommended Study Material

Sr. No.	Book	Author	Edition	Publication
1.	"The Fashion Quality Manual: Design, Construction, and Quality Issues"	David J. Tyler		John Wiley & Sons
2.	"Sustainable Fashion: What's Next? A Conversation About Issues, Practices and Possibilities"	Janet Hethorn and Connie Ulasewicz		Bloomsbury Visual Arts

Additional Resources:

- International Organization for Standardization (ISO) - Provides information on international quality standards and certifications.
- Textile Exchange - Offers resources and guidelines on sustainable practices in the textile and apparel industry.
- The Business of Fashion (BoF) - Provides insights and updates on quality control practices in the fashion industry.
- Ethical Trading Initiative (ETI) - An alliance of companies, trade unions, and NGOs working to improve supply chain practices and workers' rights.

BFTCFT6212	Fashion Journalisam	2 Credits [LTP: 0-0-4]
-------------------	----------------------------	-------------------------------

A. Objective: The objective of the course is:

This course is designed for third-year fashion and textile design students. It aims to equip students with the knowledge and practical skills required to become proficient fashion journalists. Students will explore the world of fashion reporting, writing, and digital media, enabling them to communicate effectively about fashion trends, events, and industry insights. Through hands-on projects, interviews, and fashion reporting exercises, students will develop a critical understanding of fashion journalism's role in shaping trends, promoting brands, and reflecting cultural influences.

B. Course Outcomes: After studying this course you should be able to:

CO1. Understand the fundamentals of fashion journalism, including its history, evolution, and contemporary practices.

CO2. Develop practical skills in fashion reporting, writing, and storytelling for various media platforms.

CO3. Analyze fashion trends, events, and industry developments critically and communicate them effectively to diverse audiences.

CO4. Explore the ethical considerations in fashion reporting, including responsible journalism and cultural sensitivity.

CO5. Create a portfolio of fashion journalism work that demonstrates proficiency and versatility in the field.

MAPPING OF COURSE OUTCOMES WITH PROGRAMME OUTCOMES

	PO1	PO2	PO3	PO4	PO5	PO6	PO7	PO8	PO9	PO10	PO11	PO12
CO1	3	2	1	-	-	-	-	-	-	-	-	-
CO2	2	2	-	1	-	-	-	-	-	-	-	-
CO3	2	1	1	-	-	1	-	-	-	-	-	-
CO4	-	2	-	1	-	-	2	-	-	-	-	-
CO5	2	2	-	-	-	-	-	1	-	1	-	-

MAPPING OF COURSE OUTOCMES WITH PROGRAMME SPECIFIC OUTCOMES

	PSO1	PSO2	PSO3	PSO4
CO1	2	1	-	1
CO2	1	1	1	1
CO3	1	1	1	1
CO4	1	2	1	-
CO5	2	1	-	1

Note: On the basis of mapping of COs with POs, this course is related to Employability / Skill Development / Entrepreneur

Outline of the Course

Unit No.	Title of the unit	Time Required for the Unit (Hours)
1	Introduction to Fashion Journalism	10
2	Fashion Reporting and Writing	10
3	Fashion Photography and Visual Communication	10
4	Digital Media and Fashion Blogging	10
5	Ethics and Responsible Fashion Journalism	8

C. Detailed Syllabus

Unit	Contents
1.	Introduction to Fashion Journalism
	<ul style="list-style-type: none"> ● Overview of fashion journalism and its significance in the fashion and textile industry. ● Understanding different forms of fashion media, including print, digital, and broadcast. ● Exploring the role of fashion journalists in shaping fashion narratives.
2.	Fashion Reporting and Writing
	<ul style="list-style-type: none"> ● Techniques for conducting fashion interviews and research for journalistic pieces. ● Developing skills in fashion writing, including news articles, features, and editorials. ● Collaborative projects to write and edit fashion stories for different media platforms.
3.	Fashion Photography and Visual Communication
	<ul style="list-style-type: none"> ● Understanding the role of photography in fashion journalism. ● Techniques for selecting and using visuals to complement fashion stories. ● Collaborative projects to create visual content for fashion reporting.
4.	Digital Media and Fashion Blogging
	<ul style="list-style-type: none"> ● Exploring the impact of digital media on fashion journalism. ● Techniques for creating engaging fashion blog posts and multimedia content. ● Hands-on experience in managing fashion blogs and social media presence.
5.	Ethics and Responsible Fashion Journalism
	<ul style="list-style-type: none"> ● Understanding the ethical considerations in fashion reporting, including accuracy, fairness, and objectivity. ● Exploring cultural sensitivity in fashion journalism and avoiding cultural appropriation. ● Collaborative projects to create responsible and impactful fashion journalism content.

D. Recommended Study Material

Sr. No.	Book	Author	Edition	Publication
1.	"Fashion Journalism: History, Theory and Practice"	Peter McNeil and Sanda Miller		Bloomsbury Academic
2.	"Fashion Media: Past and Present"	Djurdja Bartlett		Bloomsbury Visual Arts

Additional Resources:

1. The Business of Fashion (BoF) - Offers insights and analysis on fashion industry news and trends.
2. Fashionista - Provides fashion journalism content, industry updates, and resources.
3. Columbia Journalism Review (CJR) - Offers articles on media ethics and responsible journalism practices.
4. Fashion Journalism Network - An online platform connecting fashion journalists and providing resources for aspiring fashion writers.

BFTCFT6213	Graphic Design	2 Credits [LTP: 0-0-4]
-------------------	-----------------------	-------------------------------

A. Objective: The objective of the course is:

This course is designed for third-year fashion and textile design students. It aims to develop practical skills and creative expertise in graphic design for various applications in the fashion and textile industry. Students will learn design principles, visual communication techniques, and industry-standard software to create compelling and visually impactful graphics. Through hands-on projects, design exercises, and real-world applications, students will gain proficiency in using graphic design as a powerful tool for expressing fashion concepts, branding, and visual storytelling.

B. Course Outcomes: After studying this course you should be able to:

CO1.Develop a comprehensive understanding of graphic design principles and their application in the fashion and textile industry.

CO2.Acquire practical skills in using graphic design software, such as Adobe Photoshop and Illustrator.

CO3.Apply design concepts to create visual elements, brand identities, and promotional materials for fashion projects.

CO4.Explore the role of graphic design in visual storytelling and communicating fashion narratives.

CO5.Present and communicate graphic design concepts effectively through visual presentations and digital portfolios.

MAPPING OF COURSE OUTCOMES WITH PROGRAMME OUTCOMES

	PO1	PO2	PO3	PO4	PO5	PO6	PO7	PO8	PO9	PO10	PO11	PO12
CO1	3	2	1	-	-	-	-	-	-	-	-	-
CO2	2	2	-	1	-	-	-	-	-	-	-	-
CO3	2	1	1	-	-	1	-	-	-	-	-	-
CO4	-	2	-	1	-	-	2	-	-	-	-	-
CO5	2	2	-	-	-	-	-	1	-	1	-	-

MAPPING OF COURSE OUTCOMES WITH PROGRAMME SPECIFIC OUTCOMES

	PSO1	PSO2	PSO3	PSO4
CO1	2	1	-	1
CO2	1	1	1	1
CO3	1	1	1	1
CO4	1	2	1	-
CO5	2	1	-	1

Note: On the basis of mapping of COs with POs, this course is related to Employability / Skill Development / Entrepreneur

Outline of the Course

Unit No.	Title of the unit	Time Required for the Unit (Hours)
1	Introduction to Graphic Design Principles	10
2	Design Software and Digital Tools	10
3	Branding and Identity Design	10
4	Fashion Promotion and Marketing Materials	10
5	Digital Portfolio and Presentation	8

C. Detailed Syllabus

Unit	Contents
1.	: Introduction to Graphic Design Principles
	<ul style="list-style-type: none"> Overview of graphic design and its relevance in fashion and textile design. Understanding design elements, such as color, typography, composition, and layout. Exploring the role of graphic design in visual communication.
2.	Design Software and Digital Tools
	<ul style="list-style-type: none"> Introduction to graphic design software, such as Photoshop, Illustrator, etc. Hands-on practice in using digital tools to create graphics for fashion projects. Collaborative projects to create digital design assets.
3.	Branding and Identity Design
	<ul style="list-style-type: none"> Understanding brand identity and its importance in the fashion industry. Techniques for creating logos, brand guidelines, and visual identities. Collaborative projects to design branding elements for fashion brands.
4.	Fashion Promotion and Marketing Materials
	<ul style="list-style-type: none"> Techniques for creating promotional materials, such as posters, lookbooks, and digital marketing assets. Understanding visual storytelling in fashion promotion. Hands-on experience in designing promotional materials for fashion events and campaigns.
5.	Digital Portfolio and Presentation
	<ul style="list-style-type: none"> Developing a digital portfolio showcasing graphic design work. Techniques for presenting and communicating design concepts effectively. Collaborative projects to curate and present design portfolios.

D. Recommended Study Material

Sr. No.	Book	Author	Edition	Publication
1.	"The Non-Designer's Design Book"	Robin Williams		Peachpit Press
2.	"Graphic Design: The New Basics"	Ellen Lupton and Jennifer Cole Phillips		Princeton Architectural Press

Additional Resources:

- Adobe Creative Cloud Tutorials - A collection of official video tutorials from Adobe on various graphic design techniques.
- Creative Bloq - Provides articles, tips, and resources on graphic design and visual communication.
- Behance - An online platform for showcasing and discovering creative work, including graphic design projects.
- Design Observer - Offers insights and analysis on graphic design, visual culture, and creative practices.

Note :

* Poornima Trends (Annual Fashion Show) to be scheduled between the months of February and March.

* 15 days of classes to be suspended immediately before Poornima Trends for fashion show preparation.

* The suspended classes to be managed during the entire semester or through extra classes(if required).

Semester VII

BFTCFT7101	Export Documentation	2 Credits [LTP: 2-0-0]
-------------------	-----------------------------	-------------------------------

A. Objective: The objective of the course is:

This course is designed for fourth-year fashion and textile design students, focusing on providing essential knowledge and skills related to export documentation in the fashion and textile industry. Students will learn about the various documents involved in international trade, export procedures, and compliance requirements. Through practical exercises, case studies, and real-world examples, students will gain proficiency in preparing and handling export documentation accurately and efficiently. The course aims to equip students with the necessary competencies to facilitate smooth export operations, ensure compliance with international regulations, and contribute to the global fashion supply chain.

B. Course Outcomes: After studying this course you should be able to:

CO1.Develop a comprehensive understanding of export documentation procedures and requirements in the fashion and textile industry.

CO2.Acquire practical skills in preparing and handling export documents, including invoices, packing lists, and certificates of origin.

CO3.Understand the legal and regulatory aspects of international trade and export compliance.

CO4.Apply export documentation knowledge to facilitate seamless export operations and supply chain logistics.

CO5.Present and communicate export documentation effectively, adhering to international standards and guidelines.

MAPPING OF COURSE OUTCOMES WITH PROGRAMME OUTCOMES

	PO1	PO2	PO3	PO4	PO5	PO6	PO7	PO8	PO9	PO10	PO11	PO12
CO1	3	2	1	-	-	-	-	-	-	-	-	-
CO2	2	2	-	1	-	-	-	-	-	-	-	-
CO3	2	1	1	-	-	1	-	-	-	-	-	-
CO4	-	2	-	1	-	-	2	-	-	-	-	-
CO5	2	2	-	-	-	-	-	1	-	1	-	-

MAPPING OF COURSE OUTCOMES WITH PROGRAMME SPECIFIC OUTCOMES

	PSO1	PSO2	PSO3	PSO4
CO1	2	1	-	1
CO2	1	1	1	1
CO3	1	1	1	1
CO4	1	2	1	-
CO5	2	1	-	1

Note: On the basis of mapping of COs with POs, this course is related to Employability / Skill Development / Entrepreneur

Outline of the Course

Unit No.	Title of the unit	Time Required for the Unit (Hours)
1	Introduction to Export Documentation	5
2	Types of Export Documents	5
3	Export Procedures and Regulations	5
4	Export Documentation and Supply Chain Management	5
5	Risk Management and Export Documentation Errors	4

C. Detailed Syllabus

Unit	Contents
1.	Introduction to Export Documentation
	<ul style="list-style-type: none"> ● Overview of export documentation and its significance in the fashion and textile industry. ● Understanding the key documents required for international trade, including export licenses and commercial invoices. ● Exploring the role of export documentation in ensuring smooth cross-border transactions.
2.	Types of Export Documents
	<ul style="list-style-type: none"> ● Examination of different types of export documents, such as packing lists, certificates of origin, and bills of lading. ● Techniques for accurately completing export documents to meet legal and customs requirements. ● Collaborative projects to create sample export documents for fashion and textile exports.
3.	Export Procedures and Regulations
	<ul style="list-style-type: none"> ● Understanding export procedures, including customs clearance and documentation verification. ● Overview of export regulations and compliance, including trade agreements and embargoes. ● Hands-on experience in navigating export procedures and complying with international trade regulations.
4.	Export Documentation and Supply Chain Management
	<ul style="list-style-type: none"> ● Exploring the role of export documentation in supply chain logistics and inventory management. ● Techniques for coordinating export documentation with shipping and logistics partners. ● Collaborative projects to analyze export documentation's impact on supply chain efficiency.
5.	Risk Management and Export Documentation Errors
	<ul style="list-style-type: none"> ● Understanding the importance of risk management in international trade and export documentation. ● Techniques for identifying and preventing common export documentation errors. ● Hands-on experience in resolving export documentation discrepancies and mitigating risks.

D. Recommended Study Material

Sr. No.	Book	Author	Edition	Publication
1.	"Export/Import Procedures and Documentation"	Thomas E. Johnson		AMACOM
2.	"Global Trade and Customs Journal" - A journal covering international trade topics and export documentation updates.	Thomas E. Johnson		

Additional Resources:

- International Chamber of Commerce (ICC) - Provides resources and guidelines on international trade practices and export documentation.
- Export.gov - Offers information on export documentation requirements and resources for U.S. exporters.
- World Customs Organization (WCO) - Provides international customs standards and guidelines related to export documentation.
- Export Documentation Software - Platforms and tools for streamlining export documentation processes and compliance.

BFTCFT7201	Graduation Project	3 Credits [LTP: 0-0-6]
-------------------	---------------------------	-------------------------------

A. Objective: The objective of the course is:

This course is designed for fourth-year fashion and textile design students, aiming to culminate their undergraduate education with a practical and creative capstone project. This course provides students with the opportunity to develop a comprehensive fashion collection that showcases their individual design aesthetics, technical skills, and understanding of the fashion industry. Through research, concept development, material exploration, and garment construction, students will create a cohesive and innovative fashion collection aligned with their personal design philosophy. The course emphasizes creativity, problem-solving, project management, and professionalism, preparing students for a successful transition into the fashion and textile industry.

B. Course Outcomes: After studying this course you should be able to:

CO1.Develop and present a graduation design collection that demonstrates creativity, technical proficiency, and originality in fashion design.

CO2.Conduct thorough research to conceptualize and define the theme and direction of their fashion collection.

CO3.Explore a variety of materials, textiles, and garment construction techniques to bring their designs to life.

CO4.Apply project management skills to plan, organize, and execute the entire collection development process.

CO5.Communicate and showcase their graduation design collection effectively through a professional portfolio and presentation.

MAPPING OF COURSE OUTCOMES WITH PROGRAMME OUTCOMES

	PO1	PO2	PO3	PO4	PO5	PO6	PO7	PO8	PO9	PO10	PO11	PO12
CO1	3	2	1	-	-	-	-	-	-	-	-	-
CO2	2	2	-	1	-	-	-	-	-	-	-	-
CO3	2	1	1	-	-	1	-	-	-	-	-	-
CO4	-	2	-	1	-	-	2	-	-	-	-	-
CO5	2	2	-	-	-	-	-	1	-	1	-	-

MAPPING OF COURSE OUTCOMES WITH PROGRAMME SPECIFIC OUTCOMES

	PSO1	PSO2	PSO3	PSO4
CO1	2	1	-	1
CO2	1	1	1	1
CO3	1	1	1	1
CO4	1	2	1	-
CO5	2	1	-	1

Note: On the basis of mapping of COs with POs, this course is related to Employability / Skill Development / Entrepreneur

Outline of the Course

Unit No.	Title of the unit	Time Required for the Unit (Hours)
1	Research and Conceptualization	15
2	Material Exploration and Sourcing	15
3	Design Development and Garment Prototyping	14
4	Collection Planning and Project Management	14
5	Portfolio Presentation and Showcase	14

C. Detailed Syllabus

Unit	Contents
1.	Research and Conceptualization
	<ul style="list-style-type: none"> ● Conducting in-depth research on fashion trends, cultural influences, and design inspirations. ● Defining the theme, mood board, and conceptual framework for the graduation design collection. ● Collaborative critiques and discussions to refine design concepts.
2.	Material Exploration and Sourcing
	<ul style="list-style-type: none"> ● Exploring different materials, fabrics, and trims suitable for the graduation collection. ● Understanding sustainable and ethical sourcing practices in material selection. ● Hands-on material experimentation and sourcing.
3.	Design Development and Garment Prototyping
	<ul style="list-style-type: none"> ● Translating design concepts into technical drawings and fashion illustrations. ● Creating garment prototypes to test and refine design ideas. ● Collaborative workshops on pattern making and garment construction techniques.
4.	Collection Planning and Project Management
	<ul style="list-style-type: none"> ● Developing a detailed project plan and timeline for collection development. ● Understanding the roles and responsibilities of team members in a design collection project. ● Collaborative sessions on project management tools and techniques.
5.	Portfolio Presentation and Showcase
	<ul style="list-style-type: none"> ● Preparing a professional portfolio showcasing the graduation design collection. ● Organizing a fashion showcase event to present the collection to peers, faculty, and industry professionals. ● Final critiques and evaluations of the graduation design collection.

D. Recommended Study Material

Sr. No.	Book	Author	Edition	Publication
1.	"Portfolio Presentation for Fashion Designers"	Linda Tain		Fairchild Books
2.	"Fashion Design Course: Principles, Practice, and Techniques: The Ultimate Guide for Aspiring Fashion Designers"	Steven Faerm		Thames & Hudson

Additional Resources:

- Council of Fashion Designers of America (CFDA) - Provides resources and insights on fashion design and industry trends.
- WGSN - Offers trend forecasting and market intelligence in the fashion and design industry.
- Vogue Runway - An online platform to explore fashion collections and runway shows for inspiration.
- The Business of Fashion (BoF) - Offers articles and analysis on the fashion industry, market trends, and career opportunities.

BFTCFT7202	Fashion Styling	2 Credits [LTP: 0-0-4]
-------------------	------------------------	-------------------------------

A. Objective: The objective of the course is:

This course is designed for fourth-year fashion and textile design students, focusing on the art and practice of fashion styling in the contemporary fashion industry. This practical course introduces students to the principles and techniques of fashion styling, combining clothing, accessories, and visual storytelling to create compelling fashion narratives. Students will explore different styling concepts, from editorial and commercial styling to personal styling for clients. Through hands-on projects, photoshoots, and industry collaborations, students will develop the skills to curate and present fashion looks that communicate brand identities, fashion trends, and creative visions.

B. Course Outcomes: After studying this course you should be able to:

CO1.Develop a comprehensive understanding of fashion styling principles and practices.

CO2.Acquire practical skills in creating and executing fashion looks for various purposes, such as editorial shoots, brand campaigns, and personal clients.

CO3.Analyze fashion trends and cultural influences to curate relevant and visually impactful styling concepts.

CO4.Apply effective communication and collaboration skills while working with photographers, models, and creative teams.

CO5.Present and showcase their fashion styling work professionally through visual portfolios and presentations.

MAPPING OF COURSE OUTCOMES WITH PROGRAMME OUTCOMES

	PO1	PO2	PO3	PO4	PO5	PO6	PO7	PO8	PO9	PO10	PO11	PO12
CO1	3	2	1	-	-	-	-	-	-	-	-	-
CO2	2	2	-	1	-	-	-	-	-	-	-	-
CO3	2	1	1	-	-	1	-	-	-	-	-	-
CO4	-	2	-	1	-	-	2	-	-	-	-	-
CO5	2	2	-	-	-	-	-	1	-	1	-	-

MAPPING OF COURSE OUTCOMES WITH PROGRAMME SPECIFIC OUTCOMES

	PSO1	PSO2	PSO3	PSO4
CO1	2	1	-	1
CO2	1	1	1	1
CO3	1	1	1	1
CO4	1	2	1	-
CO5	2	1	-	1

Note: On the basis of mapping of COs with POs, this course is related to Employability / Skill Development / Entrepreneur

Outline of the Course

Unit No.	Title of the unit	Time Required for the Unit (Hours)
1	Introduction to Fashion Styling	10
2	Fashion Trends and Mood Boards	10
3	Editorial Fashion Styling	10
4	Brand Styling and Campaigns	10
5	Personal Styling and Portfolio Presentation	8

C. Detailed Syllabus

Unit	Contents
1.	Introduction to Fashion Styling
	<ul style="list-style-type: none"> Overview of fashion styling and its significance in the fashion and textile industry. Understanding the role of fashion stylists in editorial shoots, advertising campaigns, and personal styling services. Exploring the relationship between fashion styling and visual storytelling.
2.	Fashion Trends and Mood Boards
	<ul style="list-style-type: none"> Analyzing fashion trends and cultural influences to inform styling concepts. Techniques for creating mood boards to visually communicate styling ideas. Collaborative projects to develop trend-driven mood boards.
3.	Editorial Fashion Styling
	<ul style="list-style-type: none"> Techniques for styling fashion editorials for print and digital media. Understanding the creative process in editorial fashion shoots. Hands-on experience in styling editorial looks and directing photoshoots.
4.	Brand Styling and Campaigns
	<ul style="list-style-type: none"> Exploring the role of fashion stylists in brand campaigns and advertising projects. Techniques for aligning styling concepts with brand identities and target audiences. Collaborative projects to style looks for brand campaigns.
5.	Personal Styling and Portfolio Presentation
	<ul style="list-style-type: none"> Understanding the principles of personal styling for individual clients. Techniques for conducting styling consultations and building personal styling portfolios. Final projects and portfolio presentations showcasing fashion styling expertise.

D. Recommended Study Material

Sr. No.	Book	Author	Edition	Publication
1.	"Fashion Stylist's Handbook" by Danielle Griffiths	Danielle Griffiths		Bloomsbury Visual Arts
2.	"Styling the Stars: Lost Treasures from the Twentieth Century Fox Archive"	Angela Cartwright and Tom McLaren		Insight Editions

Additional Resources:

- Fashionista - Provides articles, tips, and resources on fashion styling and industry insights.
- Fashion Editorials - An online platform showcasing fashion editorials and styling inspiration.
- The Business of Fashion (BoF) - Offers insights and analysis on fashion industry trends and career opportunities.
- Vogue Italia - A fashion magazine showcasing editorial shoots and fashion styling works.

BFTCFT7203	Dissertation I	6 Credits [LTP: 0-0-12]
-------------------	-----------------------	--------------------------------

A. Objective: The objective of the course is:

This course is designed for fourth-year fashion and textile design students, providing them with the opportunity to undertake an independent research project. This practical course allows students to explore a specific area of interest within the fashion and textile industry and conduct in-depth research to produce a scholarly dissertation. The course emphasizes critical thinking, research methodology, academic writing, and presentation skills. Through regular guidance and feedback from faculty advisors, students will develop a comprehensive research study that contributes to the field of fashion and textile design.

B. Course Outcomes: After studying this course you should be able to:

CO1.Develop a clear research question and hypothesis related to a specific fashion and textile design topic

CO2.Conduct extensive literature reviews and identify relevant theoretical frameworks for the research.

CO3.Apply appropriate research methodologies to gather and analyze data related to the chosen topic.

CO4.Apply appropriate research methodologies to gather and analyze data related to the chosen topic.

CO5.Produce a well-structured and academic dissertation that presents research findings and analysis coherently.

MAPPING OF COURSE OUTCOMES WITH PROGRAMME OUTCOMES

	PO1	PO2	PO3	PO4	PO5	PO6	PO7	PO8	PO9	PO10	PO11	PO12
CO1	3	2	1	-	-	-	-	-	-	-	-	-
CO2	2	2	-	1	-	-	-	-	-	-	-	-
CO3	2	1	1	-	-	1	-	-	-	-	-	-
CO4	-	2	-	1	-	-	2	-	-	-	-	-
CO5	2	2	-	-	-	-	-	1	-	1	-	-

MAPPING OF COURSE OUTCOMES WITH PROGRAMME SPECIFIC OUTCOMES

	PSO1	PSO2	PSO3	PSO4
CO1	2	1	-	1
CO2	1	1	1	1
CO3	1	1	1	1
CO4	1	2	1	-
CO5	2	1	-	1

Note: On the basis of mapping of COs with POs, this course is related to Employability / Skill Development / Entrepreneur

Outline of the Course

Unit No.	Title of the unit	Time Required for the Unit (Hours)
1	Dissertation Proposal and Topic Selection	
2	Literature Review and Theoretical Framework	
3	Research Methodology and Data Collection	
4	Data Analysis and Findings	
5	Dissertation Writing and Structuring	

C. Detailed Syllabus

Unit	Contents
1.	Dissertation Proposal and Topic Selection
	<ul style="list-style-type: none"> Understanding the purpose and scope of a dissertation in the fashion and textile field. Techniques for formulating research questions and selecting a suitable research topic. Collaborative workshops to develop a comprehensive dissertation proposal.
2.	Literature Review and Theoretical Framework
	<ul style="list-style-type: none"> Techniques for conducting literature reviews and identifying relevant research sources. Analyzing and synthesizing literature to inform the research's theoretical framework. Hands-on practice in developing a strong theoretical foundation for the dissertation.
3.	Research Methodology and Data Collection
	<ul style="list-style-type: none"> Understanding different research methodologies applicable to fashion and textile research. Techniques for gathering primary and secondary data through surveys, interviews, or case studies. Collaborative sessions on data collection and analysis methods.
4.	Data Analysis and Findings
	<ul style="list-style-type: none"> Techniques for analyzing research data and interpreting research findings. Organizing and presenting research data using appropriate visualization tools. Hands-on experience in conducting data analysis for the dissertation.
5.	Dissertation Writing and Structuring
	<ul style="list-style-type: none"> Techniques for academic writing and structuring the dissertation. Guidelines for creating clear and concise chapters, including introduction, methodology, findings, and conclusion. Collaborative workshops to develop coherent dissertation chapters.

D. Recommended Study Material

Sr. No.	Book	Author	Edition	Publication
1.	"Research Design: Qualitative, Quantitative, and Mixed Methods Approaches"	John W. Creswell and J. David Creswell		SAGE Publications
2.	"How to Write a Thesis"	Umberto Eco		MIT Press

Additional Resources:

- Pro Quest Dissertations & Theses Global - A digital database for accessing academic dissertations in various fields.
- Research Gate - An online platform for accessing research papers and academic publications in fashion and textile design.
- The Craft of Research - A guide to research methodology and academic writing in various disciplines.
- The Publication Manual of the American Psychological Association (APA) - A comprehensive guide to academic writing and referencing in APA style.

BFTCFT7204	Industrial Training II	2 Credits [LTP: 1-0-2]
-------------------	-------------------------------	-------------------------------

A. Objective: The objective of the course is:

This course is designed to give students the opportunity to gain practical experience in the fashion and textile industry. Students will work in a variety of settings, including design houses, manufacturing facilities, and retail stores. They will gain exposure to different aspects of the industry, such as design, production, marketing, and sales.

B. Course Outcomes: After studying this course you should be able to:

CO1.Gain practical experience in the fashion and textile industry

CO2.Develop their skills in design, production, marketing, and sales

CO3.Network with professionals in the industry

CO4.Prepare for their future careers in fashion and textile design

MAPPING OF COURSE OUTCOMES WITH PROGRAMME OUTCOMES

	PO1	PO2	PO3	PO4	PO5	PO6	PO7	PO8	PO9	PO10	PO11	PO12
CO1	3	2	1	-	-	-	-	-	-	-	-	-
CO2	2	2	-	1	-	-	-	-	-	-	-	-
CO3	2	1	1	-	-	1	-	-	-	-	-	-
CO4	-	2	-	1	-	-	2	-	-	-	-	-
CO5	2	2	-	-	-	-	-	1	-	1	-	-

MAPPING OF COURSE OUTCOMES WITH PROGRAMME SPECIFIC OUTCOMES

	PSO1	PSO2	PSO3	PSO4
CO1	2	1	-	1
CO2	1	1	1	1
CO3	1	1	1	1
CO4	1	2	1	-
CO5	2	1	-	1

Note: On the basis of mapping of COs with POs, this course is related to Employability / Skill Development / Entrepreneur

Outline of the Course

Unit No.	Title of the unit	Time Required for the Unit (Hours)
1	Introduction to Industrial Training	7
2	Finding an Industrial Training Placement	7
3	The Industrial Training Experience	7
4	The Industrial Training Portfolio	7
5	The Final Presentation	8

C. Detailed Syllabus

Unit	Contents
1.	Introduction to Industrial Training
	<ul style="list-style-type: none"> • The purpose of industrial training • The different types of industrial training • The benefits of industrial training
2.	Finding an Industrial Training Placement
	<ul style="list-style-type: none"> • How to find an industrial training placement • What to look for in an industrial training placement • How to prepare for an industrial training placement
3.	The Industrial Training Experience
	<ul style="list-style-type: none"> • What to expect during industrial training • How to get the most out of industrial training • How to reflect on your industrial training experience
4.	The Industrial Training Portfolio
	<ul style="list-style-type: none"> • What to include in your industrial training portfolio • How to organize your industrial training portfolio • How to present your industrial training portfolio
5.	The Final Presentation
	<ul style="list-style-type: none"> • What to include in your final presentation • How to organize your final presentation • How to deliver your final presentation

Additional Resources:

- The Fashion Industry: An Introduction by Christopher Breward
- Fashion Design: The Business of Fashion by Linda Welters and Valerie Steele
- The Fashion Business: Design, Marketing, and Management by Joanne Arbuckle and Peter York
- The Fashion Industry: An Introduction to Fashion Studies by Valerie Steele

Semester VIII

BFTCFT8101	Entrepreneurship Development Program	2 Credits [LTP: 2-0-0]
-------------------	---	-------------------------------

A. Objective: The objective of the course is:

The course "Entrepreneurship Development Program" is designed for fourth-year fashion and textile design students, aiming to foster an entrepreneurial mindset and equip students with the skills and knowledge needed to establish their ventures in the fashion and textile industry. This practical course encourages students to identify business opportunities, develop innovative business models, and create actionable business plans. Through workshops, case studies, and mentorship, students will learn the fundamentals of entrepreneurship, including market research, financial planning, branding, and marketing strategies. The course aims to empower students to become creative and successful fashion entrepreneurs, contributing to the growth and sustainability of the fashion and textile ecosystem.

B. Course Outcomes: After studying this course you should be able to:

CO1 –Identify potential business opportunities and analyze market trends and customer needs.

CO2 –Create a comprehensive business plan encompassing financial planning, marketing strategies, and branding.

CO3 – Understand the legal and regulatory aspects of starting and managing a fashion and textile business.

CO4 –Cultivate an entrepreneurial mindset and develop a strong foundation in fashion and textile entrepreneurship.

MAPPING OF COURSE OUTCOMES WITH PROGRAMME OUTCOMES

	PO1	PO2	PO3	PO4	PO5	PO6	PO7	PO8	PO9	PO10	PO11	PO12
CO1	2	–	3	1	–	–	–	1	–	–	–	–
CO2	–	–	3	-	–	–	–	–	–	–	–	–
CO3	–	–	3	2	–	–	1	–	–	–	2	–
CO4	–	–	3	-	–	–	–	–	2	–	–	–
CO5	–	1	-	2	–	–	–	2	–	–	–	–

MAPPING OF COURSE OUTCOMES WITH PROGRAMME SPECIFIC OUTCOMES

	PSO1	PSO2	PSO3	PSO4
CO1	2	1	-	1
CO2	1	1	1	1
CO3	1	1	1	1
CO4	1	2	1	-
CO5	2	1	-	1

Note: On the basis of mapping of COs with POs, this course is related to Employability / Skill Development / Entrepreneur

Outline of the Course

Unit No.	Title of the unit	Time Required for the Unit (Hours)
1	Introduction to Entrepreneurship	5
2	Market Research and Opportunity Identification	5
3	Business Planning and Financial Management	5
4	Branding, Marketing, and Sales Strategies	5
5	Legal and Regulatory Aspects of Fashion Entrepreneurship	4

C. Detailed Syllabus

Unit	Contents
1.	Introduction to Entrepreneurship
	<ul style="list-style-type: none"> ● Overview of entrepreneurship and its relevance in the fashion and textile industry. ● Understanding the traits and characteristics of successful entrepreneurs. ● Collaborative workshops to develop an entrepreneurial mindset.
2.	Market Research and Opportunity Identification
	<ul style="list-style-type: none"> ● Techniques for conducting market research in the fashion and textile sector. ● Identifying business opportunities and gaps in the market. ● Hands-on experience in analyzing customer needs and preferences
3.	Business Planning and Financial Management
	<ul style="list-style-type: none"> ● Creating a comprehensive business plan for a fashion and textile venture. ● Techniques for financial planning, budgeting, and forecasting. ● Collaborative sessions on accessing funding and managing resources.
4.	Branding, Marketing, and Sales Strategies
	<ul style="list-style-type: none"> ● Understanding the importance of branding and marketing in the fashion industry. ● Techniques for developing brand identities and marketing campaigns. ● Hands-on experience in designing sales and distribution strategies
5.	Legal and Regulatory Aspects of Fashion Entrepreneurship
	<ul style="list-style-type: none"> ● Understanding legal structures and regulations for fashion and textile businesses. ● Techniques for intellectual property protection and contracts. ● Collaborative workshops on compliance and risk management.

D. Recommended Study Material

Sr. No.	Book	Author	Edition	Publication
1.	"The Lean Startup: How Today's Entrepreneurs Use Continuous Innovation to Create Radically Successful Businesses"	Eric Ries		Crown Business)
2.	"Fashion Entrepreneurship: Retail Business Planning"	Michele M. Granger and Tina Sterling		Fairchild Books

Additional Resources:

- Small Business Administration (SBA) - Offers resources and guidance for small business owners and entrepreneurs.
- Entrepreneur.com - Provides articles and insights on entrepreneurship, business strategies, and industry trends.
- FashionUnited - Offers industry news, career resources, and insights into the global fashion industry.
- Harvard Business Review - A collection of business articles and case studies relevant to entrepreneurship and innovation.

BFTCFT8201	Intellectual Property Rights	2 Credits [LTP: 0-0-4]
-------------------	-------------------------------------	-------------------------------

A. Objective: The objective of the course is:

The course "Intellectual Property Rights" is designed for fourth-year fashion and textile design students, providing them with essential knowledge and understanding of intellectual property laws and their application in the fashion and textile industry. This practical course explores various forms of intellectual property, including copyrights, trademarks, and design patents, and their significance in protecting original designs and creative works. Students will learn to identify and safeguard their intellectual property, respect others' intellectual property rights, and navigate legal issues related to copyright infringement and counterfeiting. The course aims to empower students to become responsible and ethical designers, respecting intellectual property laws and fostering innovation in the fashion and textile sector. The course aligns with the principles of the National Education Policy, promoting legal awareness, ethical practices, and creativity in the field of fashion and textile design.

B. Course Outcomes: After studying this course you should be able to:

CO1.Develop a comprehensive understanding of intellectual property rights and their relevance in the fashion and textile industry.

CO2.Identify and protect original fashion designs, textiles, and creative works through copyright and trademark registrations.

CO3.Understand the legal framework for intellectual property enforcement and disputes.

CO4.Analyze case studies and real-world examples of intellectual property issues in the fashion and textile sector.

CO5.Promote ethical practices and respect for intellectual property rights in the fashion and textile design community.

MAPPING OF COURSE OUTCOMES WITH PROGRAMME OUTCOMES

	PO1	PO2	PO3	PO4	PO5	PO6	PO7	PO8	PO9	PO10	PO11	PO12
CO1	3	2	1	-	-	-	-	-	-	-	-	-
CO2	2	2	-	1	-	-	-	-	-	-	-	-
CO3	2	1	1	-	-	1	-	-	-	-	-	-
CO4	-	2	-	1	-	-	2	-	-	-	-	-
CO5	2	2	-	-	-	-	-	1	-	1	-	-

MAPPING OF COURSE OUTCOMES WITH PROGRAMME SPECIFIC OUTCOMES

	PSO1	PSO2	PSO3	PSO4
CO1	2	1	-	1
CO2	1	1	1	1
CO3	1	1	1	1
CO4	1	2	1	-
CO5	2	1	-	1

Note: On the basis of mapping of COs with POs, this course is related to Employability / Skill Development / Entrepreneur

Outline of the Course

Unit No.	Title of the unit	Time Required for the Unit (Hours)
1	Introduction to Intellectual Property	10
2	Copyright Protection for Fashion Designs	10
3	Trademarks and Brand Protection	10
4	Design Patents and Industrial Designs	10
5	Intellectual Property Enforcement and Ethical Practices	8

C. Detailed Syllabus

Unit	Contents
1.	Introduction to Intellectual Property
	<ul style="list-style-type: none"> Overview of intellectual property and its importance in the creative industries. Understanding the different forms of intellectual property, including copyrights, trademarks, and design patents. Collaborative discussions on intellectual property challenges in the fashion and textile sector.
2.	Copyright Protection for Fashion Designs
	<ul style="list-style-type: none"> Techniques for copyright protection of fashion designs, textile patterns, and illustrations. Understanding the concept of originality and substantial similarity in copyright law. Hands-on experience in preparing copyright applications for creative works.
3.	Trademarks and Brand Protection
	<ul style="list-style-type: none"> Exploring the role of trademarks in protecting brand identities and logos. Techniques for trademark registration and enforcement in the fashion industry. Collaborative projects on designing trademarks for fashion brands.
4.	Design Patents and Industrial Designs
	<ul style="list-style-type: none"> Understanding the concept of design patents and industrial design protection. Techniques for registering design patents and safeguarding innovative product designs. Hands-on experience in preparing design patent applications.
5.	Intellectual Property Enforcement and Ethical Practices
	<ul style="list-style-type: none"> Analyzing case studies of intellectual property disputes in the fashion and textile sector. Understanding the legal options and remedies for intellectual property enforcement. Collaborative workshops on promoting ethical practices and responsible design.

D. Recommended Study Material

Sr. No.	Book	Author	Edition	Publication
1.	"The Law of Intellectual Property"	Craig Allen Nard and Edward Lee		Wolters Kluwer Law & Business
2.	"Intellectual Property Law for Fashion Designers"	Vivian Cheng		Fairchild Books

Additional Resources:

- United States Patent and Trademark Office (USPTO) - Provides resources and guidelines on intellectual property rights.
- World Intellectual Property Organization (WIPO) - Offers information on international intellectual property laws and treaties.
- Fashion Law Institute - A center for legal education and advocacy in the fashion industry.
- Copyright.gov - Official website of the U.S. Copyright Office with information on copyright registration and laws.

BFTCFT8202	Portfolio Development	3 Credits [LTP: 0-0-6]
-------------------	------------------------------	-------------------------------

A. Objective: The objective of the course is:

In this course students will study the concept and use of various types of professional portfolios and create criteria by which they will choose work to include in their own online Portfolios. Using software and online tool, students will create their own Portfolio. They will identify, prioritize, and plan their professional goals. Students will also survey theories and ideas about marketing, branding, and networking, and reflect on their personal identity.

B. Course Outcomes: After studying this course you should be able to:

CO1 – Learn to Identify, describe, analyze and compare and contrast various different types of professional portfolios and how they can be used to manage, advance, or change one’s career

CO2 – Understand how to implement technical layout and design skills related to the development of one’s Portfolio.

CO3 – Learn to Survey theories and ideas about marketing, branding, and networking to evaluate the benefits and risks of sharing information for professional purposes.

CO4 – Understand how to assess your own ability to plan your goals and demonstrate that growing knowledge in Portfolio.

CO5 – Understand how to reflect on and analyze the process of developing a professional Portfolio and assess it as a resource for your future personal or professional aspirations.

MAPPING OF COURSE OUTCOMES WITH PROGRAMME OUTCOMES

	PO1	PO2	PO3	PO4	PO5	PO6	PO7	PO8	PO9	PO10	PO11	PO12
CO1	3	2	1	-	-	-	-	-	-	-	-	-
CO2	2	2	-	1	-	-	-	-	-	-	-	-
CO3	2	1	1	-	-	1	-	-	-	-	-	-
CO4	-	2	-	1	-	-	2	-	-	-	-	-
CO5	2	2	-	-	-	-	-	1	-	1	-	-

MAPPING OF COURSE OUTCOMES WITH PROGRAMME SPECIFIC OUTCOMES

	PSO1	PSO2	PSO3	PSO4
CO1	2	1	-	1
CO2	1	1	1	1
CO3	1	1	1	1
CO4	1	2	1	-
CO5	2	1	-	1

Note: On the basis of mapping of COs with POs, this course is related to Employability / Skill Development / Entrepreneur

Outline of the Course

Unit No.	Title of the unit	Time Required for the Unit (Hours)
1	Analysis of Portfolio	15
2	Designing of Portfolio	15
3	Implementation of Branding ideas	14
4	Work Demonstration	14
5	Portfolio Review	14

C. Detailed Syllabus

Unit	Contents
1.	Analysis of Portfolio
	<ul style="list-style-type: none"> Recognize various different types of portfolios; Articulate the function of different forms of professional portfolios; Recognize different types of technologies that are available to create Portfolios; Access various online resources to get help with creating a Portfolio.
2.	Designing of Portfolio
	<ul style="list-style-type: none"> Identify and assess appropriate content to include one's professional Portfolio; Begin to use various software like Photoshop, InDesign, CorelDraw or online platforms to upload assignments and reflect on and self-assess one's progress; Begin to construct and reflect on one's professional identity through Portfolio theme and layout.
3.	Implementation of Branding ideas
	<ul style="list-style-type: none"> Application of marketing theories and approaches to depict visual content in one's Portfolio; Evaluation of the need to revise one's resume; Drafting of resume in a format not previously used or to bring uniqueness to Resume; Mutual constructive feedback to others about their Portfolios and professional online identity.
4.	Work Demonstration
	<ul style="list-style-type: none"> Develop specific steps to take to complete life-wide and lifelong goals and prioritize one's work; Arrange all the work in accordance with priority and market requirement in Portfolio; Explanation of work in a brief way to be able to make the Portfolio self-explanatory and a progressive journey.
5.	Portfolio Review
	<ul style="list-style-type: none"> Utilize feedback to revise one's Portfolio; Apply self-reflection and self-assessment in the development of Portfolio; Apply self-reflection and self-assessment to the development of life-wide and lifelong goals.

Additional Resources:

1. Satterthwaite, F. & D'Orsi, G. (2003). The Career Portfolio Workbook: Using the Newest Tools in Your Job-hunting Arsenal to Impress Employers and Land a Great Job. New York: McGraw Hill.
2. The Smartest Portfolio You'll Ever Own: A Do-It-Yourself Breakthrough Strategy: Daniel R. Solin
3. 7 February 2005: The Graphic Designer's Guide to Portfolio Design: Debbie Rose Myers
4. 5 June 2014: Fashion Portfolio: Design and Presentation: Anna Kiper

BFTCFT8203	Visual Merchandising	3 Credits [LTP: 0-0-6]
-------------------	-----------------------------	-------------------------------

A. Objective: The objective of the course is:

The course "Visual Merchandising" is designed for fourth-year fashion and textile design students, exploring the art and science of creating compelling retail environments and product displays. This practical course delves into the principles of visual merchandising, encompassing window displays, in-store layouts, and promotional strategies. Through hands-on projects and industry collaborations, students will learn to enhance brand storytelling, optimize product visibility, and engage customers through effective visual presentation. The course aims to equip students with the skills and knowledge to transform physical spaces into immersive and experiential shopping destinations.

B. Course Outcomes: After studying this course you should be able to:

CO1.Develop a comprehensive understanding of visual merchandising principles and their applications in the retail industry.

CO2.Apply design techniques and aesthetics to create captivating window displays and in-store presentations.

CO3.Understand the role of visual merchandising in brand storytelling and customer engagement.

CO4.Analyze consumer behavior and optimize product visibility and accessibility in retail spaces.

CO5.Present and defend their visual merchandising concepts professionally before peers and faculty.

MAPPING OF COURSE OUTCOMES WITH PROGRAMME OUTCOMES

	PO1	PO2	PO3	PO4	PO5	PO6	PO7	PO8	PO9	PO10	PO11	PO12
CO1	3	2	1	-	-	-	-	-	-	-	-	-
CO2	2	2	-	1	-	-	-	-	-	-	-	-
CO3	2	1	1	-	-	1	-	-	-	-	-	-
CO4	-	2	-	1	-	-	2	-	-	-	-	-
CO5	2	2	-	-	-	-	-	1	-	1	-	-

MAPPING OF COURSE OUTCOMES WITH PROGRAMME SPECIFIC OUTCOMES

	PSO1	PSO2	PSO3	PSO4
CO1	2	1	-	1
CO2	1	1	1	1
CO3	1	1	1	1
CO4	1	2	1	-
CO5	2	1	-	1

Note: On the basis of mapping of COs with POs, this course is related to Employability / Skill Development / Entrepreneur

Outline of the Course

Unit No.	Title of the unit	Time Required for the Unit (Hours)
1	Introduction to Visual Merchandising	14
2	Store Layout and Design Principles	14
3	Window Display Design	14
4	Visual Merchandising and Customer Engagement	15
5	Retail Promotions and Seasonal Displays	15

C. Detailed Syllabus

Unit	Contents
1.	Introduction to Visual Merchandising
	<ul style="list-style-type: none"> ● Overview of visual merchandising and its significance in the fashion retail sector. ● Understanding the role of visual merchandising in brand identity and sales strategies. ● Collaborative workshops to explore current trends in visual merchandising.
2.	Store Layout and Design Principles
	<ul style="list-style-type: none"> ● Techniques for designing effective store layouts to enhance customer experience. ● Understanding space planning, traffic flow, and focal points in retail environments. ● Hands-on experience in creating store layout mock-ups.
3.	Window Display Design
	<ul style="list-style-type: none"> ● Exploring the art of window display design and its impact on brand communication. ● Techniques for crafting captivating window displays aligned with brand aesthetics. ● Collaborative projects to design window displays for specific fashion brands.
4.	Visual Merchandising and Customer Engagement
	<ul style="list-style-type: none"> ● Understanding the psychology of consumer behavior and its role in visual merchandising. ● Techniques for using visual storytelling to engage customers and promote product awareness. ● Hands-on experience in creating immersive shopping experiences.
5.	Retail Promotions and Seasonal Displays
	<ul style="list-style-type: none"> ● Techniques for planning and executing retail promotions and seasonal displays. ● Collaborative projects on designing promotional campaigns and holiday-themed displays. ● Final presentations and evaluations of visual merchandising concepts

D. Recommended Study Material

Sr. No.	Book	Author	Edition	Publication
1.	"Visual Merchandising and Display"	Martin Pegler		Fairchild Books
2.	"The Retail Handbook: Helping You Achieve Your Potential in Retail"	Peter Massey and John Baines		Kogan Page

Additional Resources:

- Visual Merchandising and Display Association (VM+DA) - Provides resources and insights on visual merchandising trends.
- Retail Design Institute - Offers articles and case studies on retail design and visual merchandising.
- Popai - A global association for marketing at retail providing industry insights and best practices.
- VMSD Magazine - A publication focused on visual merchandising and store design.

BFTCFT8204	Dissertation II	6 Credits [LTP: 0-0-12]
-------------------	------------------------	--------------------------------

A. Objective: The objective of the course is:

This course is designed for fourth-year fashion and textile design students, providing them with the opportunity to undertake an independent research project. This practical course allows students to explore a specific area of interest within the fashion and textile industry and conduct in-depth research to produce a scholarly dissertation. The course emphasizes critical thinking, research methodology, academic writing, and presentation skills. Through regular guidance and feedback from faculty advisors, students will develop a comprehensive research study that contributes to the field of fashion and textile design.

B. Course Outcomes: After studying this course you should be able to:

CO1.Develop a clear research question and hypothesis related to a specific fashion and textile design topic.

CO2.Conduct extensive literature reviews and identify relevant theoretical frameworks for the research.

CO3.Apply appropriate research methodologies to gather and analyze data related to the chosen topic.

CO4.Produce a well-structured and academic dissertation that presents research findings and analysis coherently.

CO5.Present and defend the dissertation professionally before an academic panel.

MAPPING OF COURSE OUTCOMES WITH PROGRAMME OUTCOMES

	PO1	PO2	PO3	PO4	PO5	PO6	PO7	PO8	PO9	PO10	PO11	PO12
CO1	3	2	1	-	-	-	-	-	-	-	-	-
CO2	2	2	-	1	-	-	-	-	-	-	-	-
CO3	2	1	1	-	-	1	-	-	-	-	-	-
CO4	-	2	-	1	-	-	2	-	-	-	-	-
CO5	2	2	-	-	-	-	-	1	-	1	-	-

MAPPING OF COURSE OUTCOMES WITH PROGRAMME SPECIFIC OUTCOMES

	PSO1	PSO2	PSO3	PSO4
CO1	2	1	-	1
CO2	1	1	1	1
CO3	1	1	1	1
CO4	1	2	1	-
CO5	2	1	-	1

Note: On the basis of mapping of COs with POs, this course is related to Employability / Skill Development / Entrepreneur

Outline of the Course

Unit No.	Title of the unit	Time Required for the Unit (Hours)
1	Ethical Considerations and Research Integrity	28
2	Draft Review and Feedback	29
3	Presentation Skills and Defense Preparation	29
4	Final Dissertation Submission	29
5	Dissertation Presentation and Evaluation	29

C. Detailed Syllabus

Unit	Contents
1.	Ethical Considerations and Research Integrity
	<ul style="list-style-type: none"> Understanding the importance of ethical considerations in fashion and textile research. Techniques for ensuring research integrity and addressing ethical concerns. Collaborative discussions on ethical research practices.
2.	Draft Review and Feedback
	<ul style="list-style-type: none"> Submitting dissertation drafts for faculty review and feedback. Techniques for incorporating feedback and revising the dissertation effectively. Hands-on experience in refining the dissertation based on feedback.
3.	Presentation Skills and Defense Preparation
	<ul style="list-style-type: none"> Techniques for preparing a clear and persuasive presentation of the dissertation. Collaborative practice sessions for the dissertation defense. Tips for effectively responding to questions during the defense.
4.	Final Dissertation Submission
	<ul style="list-style-type: none"> Preparing the final version of the dissertation for submission. Techniques for formatting and referencing the dissertation as per academic guidelines. Collaborative workshops on finalizing the dissertation for submission.
5.	Dissertation Presentation and Evaluation
	<ul style="list-style-type: none"> Presenting the dissertation before an academic panel and peers. Evaluation of the dissertation based on research quality, originality, and academic standards. Final feedback and assessment of the completed dissertation.

D. Recommended Study Material

Sr. No.	Book	Author	Edition	Publication
1.	"Research Design: Qualitative, Quantitative, and Mixed Methods Approaches"	John W. Creswell and J. David Creswell		SAGE Publications
2.	"How to Write a Thesis"	Umberto Eco		MIT Press

Additional Resources:

- Pro Quest Dissertations & Theses Global - A digital database for accessing academic dissertations in various fields.
- Research Gate - An online platform for accessing research papers and academic publications in fashion and textile design.
- The Craft of Research - A guide to research methodology and academic writing in various disciplines.
- The Publication Manual of the American Psychological Association (APA) - A comprehensive guide to academic writing and referencing in APA style.

Note:

- * Poornima Trends (Annual Fashion Show) to be scheduled between the months of February and March.
- * 15 days of classes to be suspended immediately before Poornima Trends for fashion show preparation.
- * The suspended classes to be managed during the entire semester or through extra classes (if required).